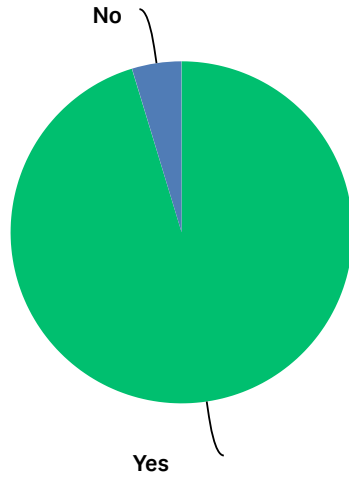


Q1 Sometimes, people get so busy, are out of town, or are not registered to vote and are unable to cast a ballot on election day. Were you able to vote in the November 8 election?

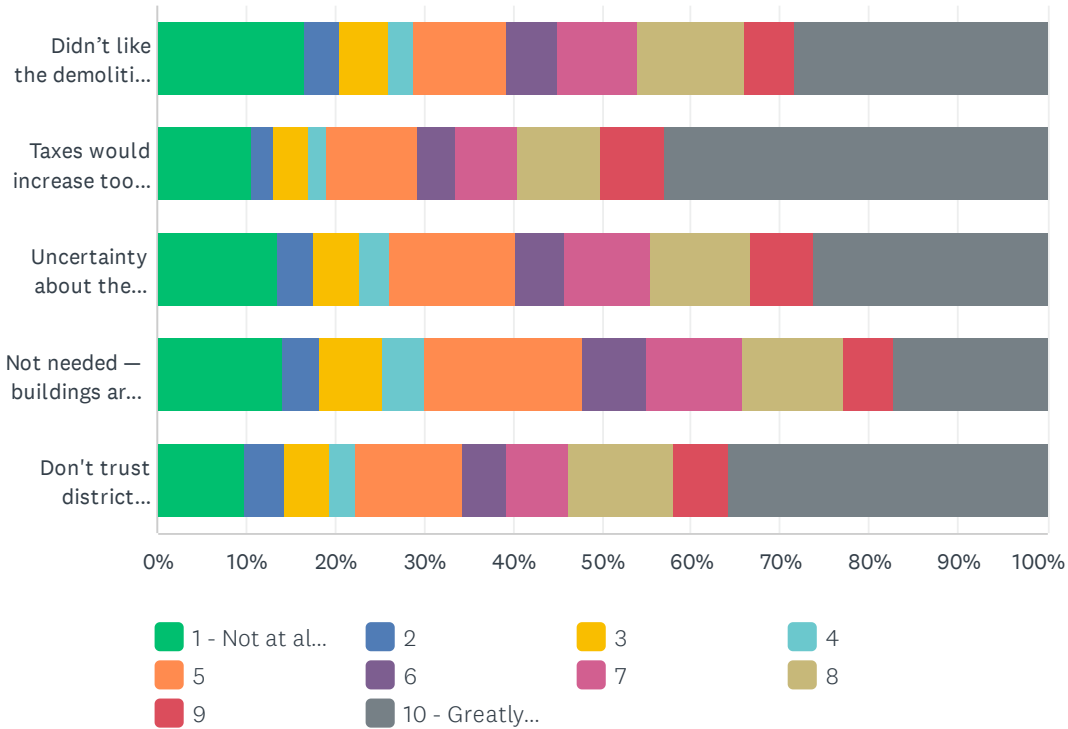
Answered: 1,664 Skipped: 0



| ANSWER CHOICES | RESPONSES | |
|----------------|-----------|-------|
| Yes | 95.31% | 1,586 |
| No | 4.69% | 78 |
| TOTAL | | 1,664 |

Q2 Listed below are several reasons we've heard why people voted "no" on the proposal. For each, on a 10-point scale, indicate if you think it was greatly responsible for "no" votes — a "10" on the scale — or not at all responsible — a "1" on the scale.

Answered: 1,664 Skipped: 0

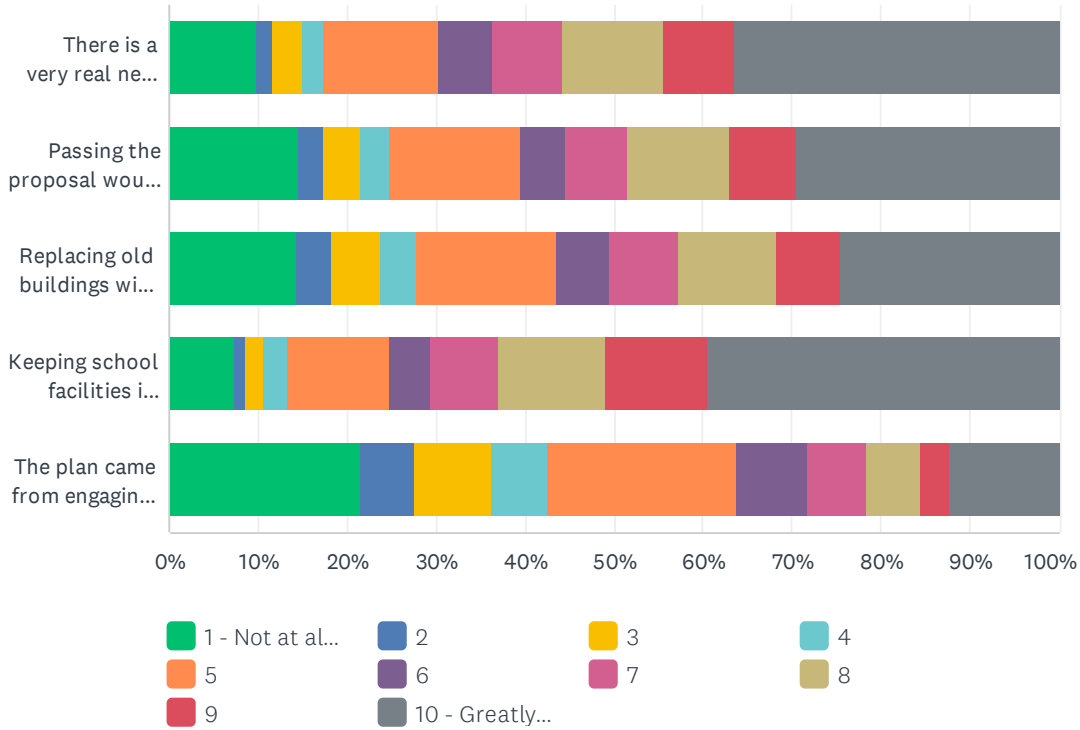


Batavia Public School District 101 Post Election Survey

| | 1 - NOT AT ALL RESPONSIBLE | 2 | 3 | 4 | 5 | 6 | 7 | 8 | 9 | 10 - GREATLY RESPONSIBLE | 1 |
|---|----------------------------|-------------|--------------|-------------|---------------|--------------|---------------|---------------|--------------|--------------------------|---|
| Didn't like the demolition and rebuilding of existing buildings | 16.59% 276 | 3.85% 64 | 5.59% 93 | 2.76% 46 | 10.52% 175 | 5.77% 96 | 8.83% 147 | 12.08% 201 | 5.59% 93 | 28.43% 473 | |
| Taxes would increase too much | 10.70% 178 | 2.34% 39 | 3.85% 64 | 2.16% 36 | 10.16% 169 | 4.33% 72 | 6.91% 115 | 9.44% 157 | 7.09% 118 | 43.03% 716 | |
| Uncertainty about the economy | 13.58% 226 | 4.03% 67 | 5.05% 84 | 3.55% 59 | 14.12% 235 | 5.53% 92 | 9.56% 159 | 11.18% 186 | 7.27% 121 | 26.14% 435 | |
| Not needed — buildings are fine the way they are now | 14.06% 234 | 4.09% 68 | 7.15% 119 | 4.75% 79 | 17.85% 297 | 7.21% 120 | 10.70% 178 | 11.30% 188 | 5.65% 94 | 17.25% 287 | |
| Don't trust district leadership with additional money | 9.86% 164 | 4.39% 73 | 5.23% 87 | 2.82% 47 | 12.08% 201 | 4.81% 80 | 6.97% 116 | 11.96% 199 | 6.19% 103 | 35.70% 594 | |

Q3 Of course, many voted “yes.” Using the same scale, please evaluate reasons that people may have voted “yes” on the bond proposal.

Answered: 1,664 Skipped: 0

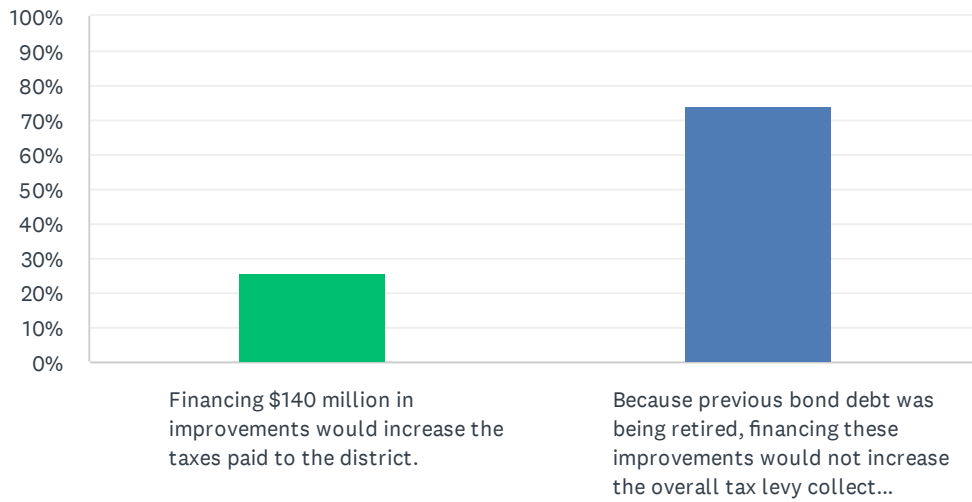


Batavia Public School District 101 Post Election Survey

| | 1 - NOT AT ALL RESPONSIBLE | 2 | 3 | 4 | 5 | 6 | 7 | 8 | 9 | 10 - GREATLY RESPONSIBLE | T |
|---|----------------------------|--------------|--------------|--------------|---------------|--------------|--------------|---------------|---------------|--------------------------|---|
| There is a very real need to update and improve our schools | 9.92% 165 | 1.74% 29 | 3.31% 55 | 2.34% 39 | 12.98% 216 | 6.07% 101 | 7.81% 130 | 11.54% 192 | 7.87% 131 | 36.42% 606 | |
| Passing the proposal would not increase the district's overall tax levy | 14.54% 242 | 2.76% 46 | 4.21% 70 | 3.19% 53 | 14.72% 245 | 5.23% 87 | 6.85% 114 | 11.54% 192 | 7.57% 126 | 29.39% 489 | |
| Replacing old buildings with new schools makes long-term financial sense | 14.30% 238 | 3.91% 65 | 5.59% 93 | 4.09% 68 | 15.75% 262 | 5.83% 97 | 7.81% 130 | 11.06% 184 | 7.09% 118 | 24.58% 409 | |
| Keeping school facilities in good condition is a sound community investment | 7.33% 122 | 1.32% 22 | 2.04% 34 | 2.58% 43 | 11.48% 191 | 4.69% 78 | 7.57% 126 | 12.14% 202 | 11.36% 189 | 39.48% 657 | |
| The plan came from engaging our community | 21.39% 356 | 6.31% 105 | 8.41% 140 | 6.43% 107 | 21.27% 354 | 7.99% 133 | 6.43% 107 | 6.19% 103 | 3.37% 56 | 12.20% 203 | |

Q4 Which statement is closer to what you knew about the bond proposal?

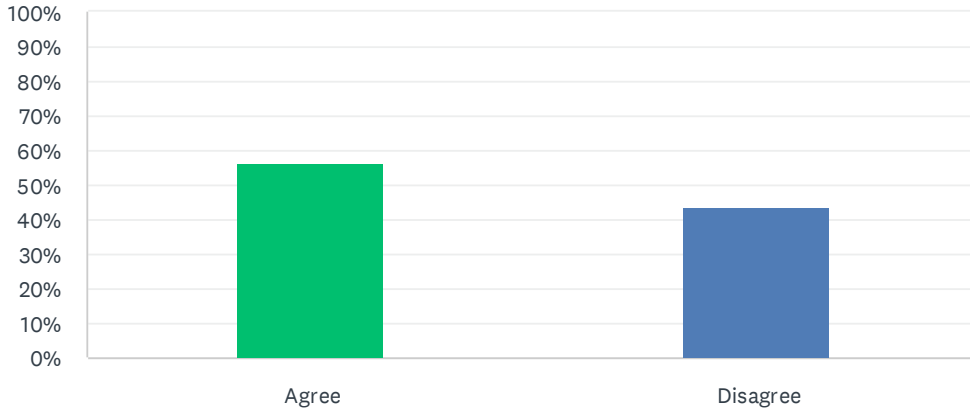
Answered: 1,617 Skipped: 47



| ANSWER CHOICES | RESPONSES |
|---|--------------|
| Financing \$140 million in improvements would increase the taxes paid to the district. | 25.60% 414 |
| Because previous bond debt was being retired, financing these improvements would not increase the overall tax levy collected by the district. | 74.40% 1,203 |
| TOTAL | 1,617 |

Q5 The November proposal was defeated by 24 votes...some think the Board of Education should place a proposal on the April 2023 ballot to address school facility needs. Is this something you would agree or disagree with?

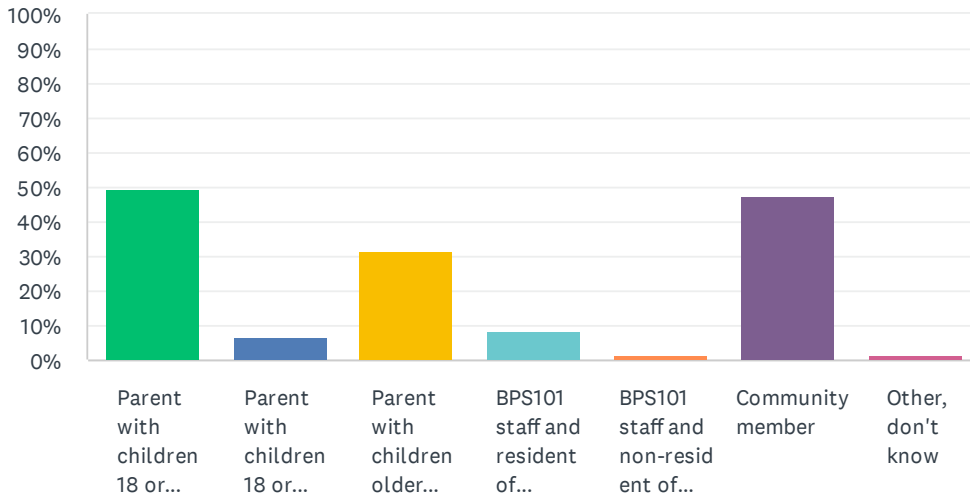
Answered: 1,656 Skipped: 8



| ANSWER CHOICES | RESPONSES | |
|----------------|-----------|-------|
| Agree | 56.22% | 931 |
| Disagree | 43.78% | 725 |
| TOTAL | | 1,656 |

Q6 Indicate below what describes you. Check as many as apply.

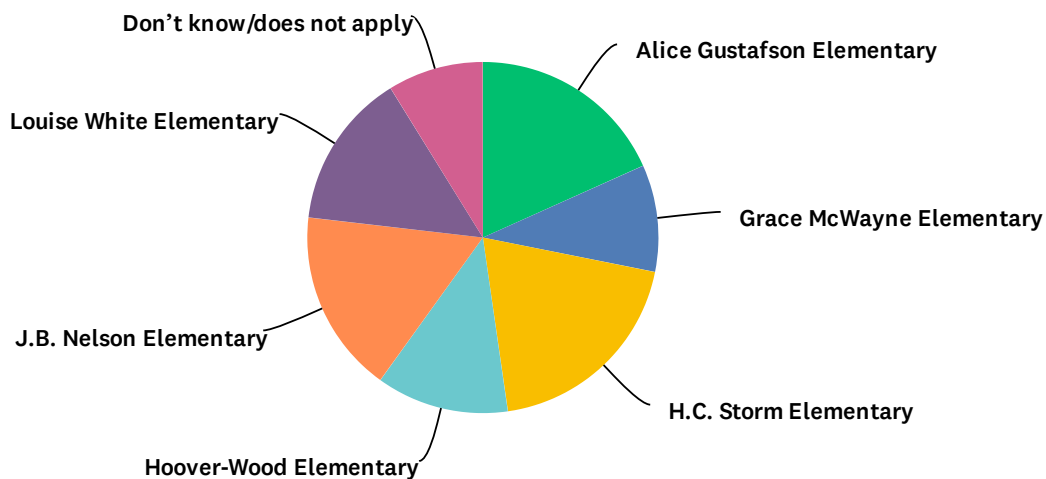
Answered: 1,664 Skipped: 0



| ANSWER CHOICES | RESPONSES | |
|--|-----------|-----|
| Parent with children 18 or younger enrolled in BPS101 schools | 49.70% | 827 |
| Parent with children 18 or younger enrolled in a non-BPS101 school | 7.03% | 117 |
| Parent with children older than 18 | 31.37% | 522 |
| BPS101 staff and resident of district | 8.53% | 142 |
| BPS101 staff and non-resident of district | 1.68% | 28 |
| Community member | 47.60% | 792 |
| Other, don't know | 1.44% | 24 |
| Total Respondents: 1,664 | | |

Q7 In what elementary school attendance area do you live?

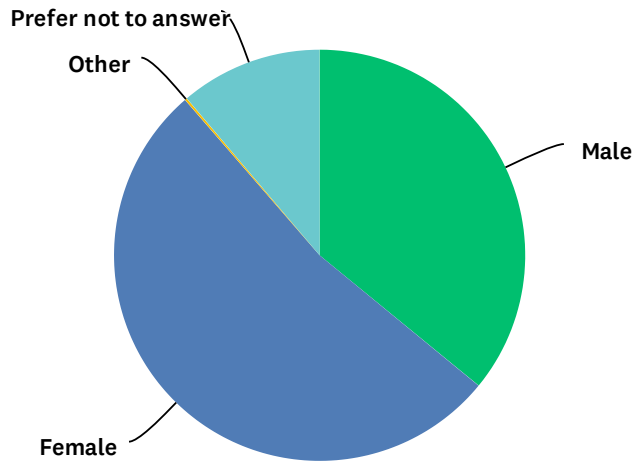
Answered: 1,645 Skipped: 19



| ANSWER CHOICES | RESPONSES | |
|----------------------------|-----------|--------------|
| Alice Gustafson Elementary | 18.30% | 301 |
| Grace McWayne Elementary | 9.85% | 162 |
| H.C. Storm Elementary | 19.57% | 322 |
| Hoover-Wood Elementary | 12.22% | 201 |
| J.B. Nelson Elementary | 16.90% | 278 |
| Louise White Elementary | 14.35% | 236 |
| Don't know/does not apply | 8.81% | 145 |
| TOTAL | | 1,645 |

Q8 Are you...

Answered: 1,664 Skipped: 0



| ANSWER CHOICES | RESPONSES | |
|----------------------|-----------|-------|
| Male | 35.94% | 598 |
| Female | 52.70% | 877 |
| Other | 0.18% | 3 |
| Prefer not to answer | 11.18% | 186 |
| TOTAL | | 1,664 |