

Blizzard Baggies: Day 1 Instructions

Parents/Guardians:

Happy Snow Day! Please encourage your child to complete the activities in the bag. Here are the directions for each activity so you can assist your child if he/she needs it.

How to Stay Warm in the Winter:

- Complete the sentence at the top, "It is _____" (cold, freezing, etc).
- Next, complete the 3 boxes to explain the steps of how to stay warm in the winter (put on a hat, coat, etc).
- Then, write a summary sentence at the bottom of the page.

Wonderful Winter Workout:

- Burn some energy by completing the different exercises in the Wonderful Winter Workout.

Mini Activity Book:

- There is an instruction page with the book.
- Cut the pages of the book, put them in the correct order (they are numbered on the bottom right corner of the page), and staple the book together.
- Then, find small objects around the house to complete the book.

Blizzard Baggies: Day 2 Instructions

Parents/Guardians:

Happy Snow Day! Please encourage your child to complete the activities in the bag. Here are the directions for each activity so you can assist your child if he/she needs it.

Read a Book (2 sheets):

- Read a book with your child.
- Draw a picture of the characters in the book and a picture of the setting in the book.
- Then, draw a picture of your favorite part of the book and write a sentence in the bottom box telling what the book was about.

Read & Write Winter:

- Read the sentence and fill in the blank with the word from the bank.
- Color in the pictures.

Snowflake Counting:

- Practice writing your numbers 1-20 in the boxes.

Snowman Counting:

- Cut across the line to separate the snowmen from the numbers on the snowballs.
- Count the number in each circle and glue it on to the appropriate snowman.
- Draw a face on the snowmen.

Blizzard Baggies: Day 3 Instructions

Parents/Guardians:

Happy Snow Day! Please encourage your child to complete the activities in the bag. Here are the directions for each activity so you can assist your child if he/she needs it.

What is your favorite snow day activity:

- Draw a picture of your favorite snow day activity in the box.
- Complete the sentence "My favorite snow day activity is... because...".

Snow Day Tally & Graph:

- Count the number of each picture in the first box.
- Tally the number of each picture in the tally boxes.
- Color in the graph with the correct number for each picture.
- Circle the picture that has the most and the least in the Summarize boxes.

Hundreds Chart Mystery Picture:

- Use the key at the bottom to color in the numbered squares to show the hidden picture.

Winter Scavenger Hunt:

- Burn some energy by finding all of these items around the house.
- Check off the box once you have found it.

Name _____

How to

Stay Warm

In the Winter



It is _____. To stay warm in the winter, let me tell you how to do it.

First,

Then,



Last,

_____ to stay
warm in the winter.

WONDERFUL WINTER WORKOUT

W is for Bear Walking

I is for an incredible V-up

N is for Nine Right & Left Lunges

T is for ten Big Jumps


E is for sit-up exercises

R is for Running in Place



Instruction Page:

Use any small objects around your house to complete the activity book. You will need between 10-15 pieces. Some example objects are:

- m&ms/ small candy
- Paper clips
- Goldfish
- Fruit snacks
- Erasers
- Beads
- Legos
- Marbles
- Coins



Mini Activity Book



Name: _____

Count and write the number of items you collected.

Draw the number of items you have using small circles.

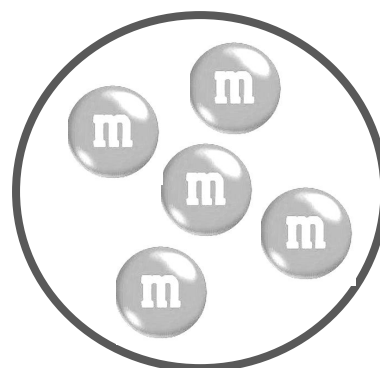

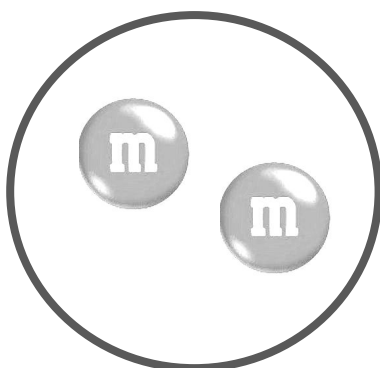
2

Make a pattern or design with your item and draw it here.

3




Put a few items in each circle and write an addition sentence to match, like this:

$$\underline{\mathbf{2}} + \underline{\mathbf{3}} = \underline{\mathbf{5}}$$




4

$$\underline{\hspace{2cm}} + \underline{\hspace{2cm}} = \underline{\hspace{2cm}}$$




5

$$\underline{\hspace{2cm}} + \underline{\hspace{2cm}} = \underline{\hspace{2cm}}$$




6

$$\underline{\hspace{2cm}} + \underline{\hspace{2cm}} = \underline{\hspace{2cm}}$$




7

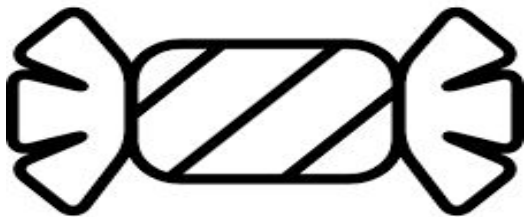
Decorate a snowman with your item!



8

Measure these items with your items:







9

Name _____

Read a book. Draw a picture of the characters and the setting.

Characters


Setting



Draw a picture of your favorite part of the book.



Write a sentence that tells what your book was about.



Name _____

Read and Write Winter

Read the sentence and fill in the blank with a word from the bank.

mittens

scarf

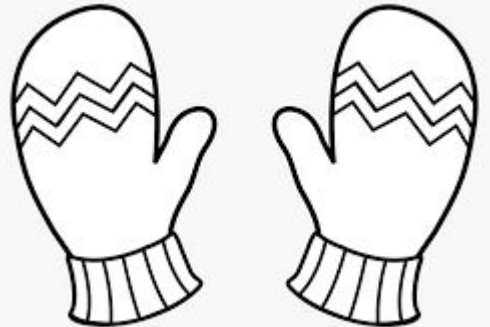
snowflake

snowman



I gave the _____ a carrot nose.

I put _____ on my hands.




Julie wears a _____.

The _____ falls.




The students in your class want to count snowflakes that fall from the sky. Can you count the first 20 snowflakes?! Write the numbers 1-20 in the boxes below.




Cut and paste the snowballs onto the correct snowmen. Draw a face on your snowmen.



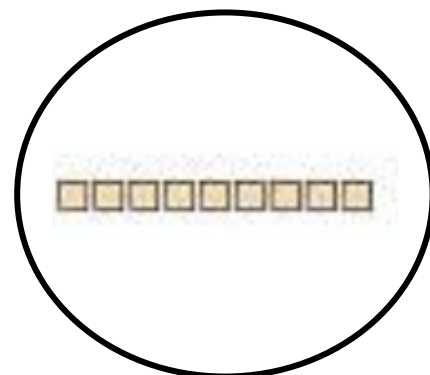
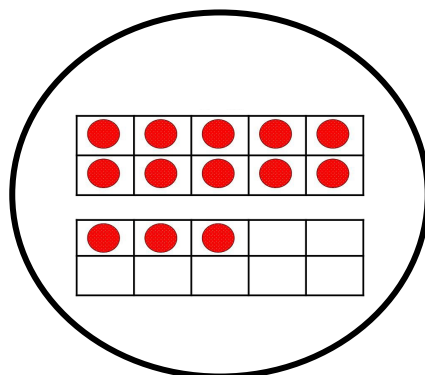
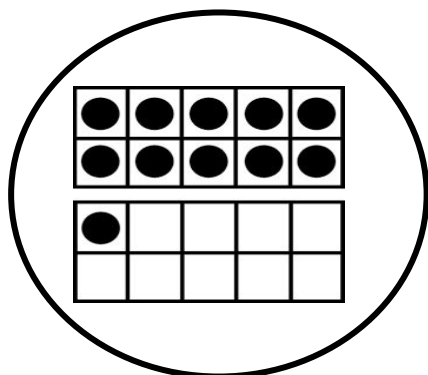
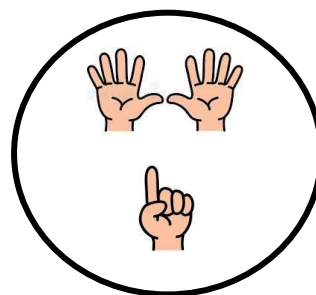
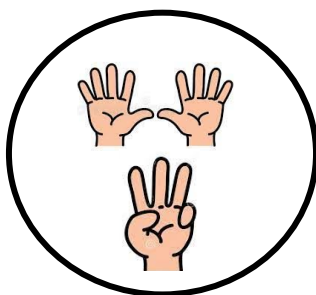
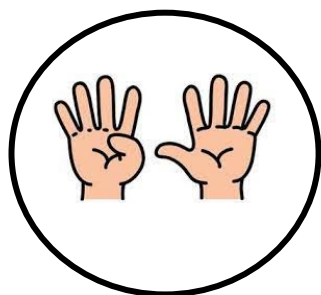
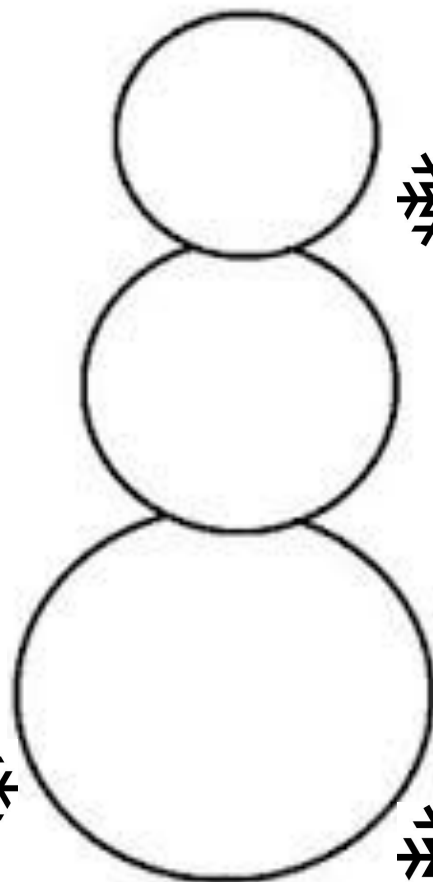
13



9




11



Name _____

What is your favorite snow day activity?



My favorite snow day activity is

because _____

_____.

Name: _____

Snow Day Tally & Graph


Count:



Tally:




Graph:



Summarize:

Most:



Least:



Name _____

Hundreds Chart Mystery Picture #37

Fill in the chart with numbers 1-100.

Use the key to color in the correct squares and reveal the hidden picture.

1	2	3	4	5	6	7	8	9	10
11	12	13	14	15	16	17	18	19	20
21	22	23	24	25	26	27	28	29	30
31	32	33	34	35	36	37	38	39	40
41	42	43	44	45	46	47	48	49	50
51	52	53	54	55	56	57	58	59	60
61	62	63	64	65	66	67	68	69	70
71	72	73	74	75	76	77	78	79	80
81	82	83	84	85	86	87	88	89	90
91	92	93	94	95	96	97	98	99	100

LIGHT BLUE - 1, 2, 3, 8, 9, 10, 11, 12, 13, 18, 19, 20, 21, 30, 31, 40,
41, 42, 49, 50, 51, 52, 59, 60, 61, 62, 69, 70, 71, 72, 80,
81, 82, 89, 90, 91, 92, 93, 98, 99, 100

BLACK - 4, 5, 6, 7, 14, 15, 16, 17, 22, 23, 24, 25, 26, 27, 28, 29,
32, 33, 34, 35, 36, 37, 38, 39, 55, 57


ORANGE - 76, 77, 78, 79

Winter

Scavenger Hunt

☐

Hat

☐

Snowman

☐

Igloo

☐


Animal Tracks

☐

Mittens

☐


Snowball

☐

Snowflake

☐

Tree

☐

Shovel

☐

Boots

☐

Hot Chocolate

☐

Icicles

