

# Kindergarten E-Learning

Day 28

Monday, May 4th


## Literacy:

Your child should read the book, [Firefly \(in Spanish\)](#). You can read it to them if you choose. After reading, have your child complete this [Sequencing Page](#) and this [Pronoun I Page](#). If you do not have access to a printer you may copy it onto paper or just write it on paper.












## Math:

If you have access to [Happy Numbers](#), spend 10 minutes on Happy Numbers. If you are unable to connect to Happy Numbers, practice this [Subtraction Page](#).



## Optional Kindergarten [Choice Board](#) for the week.

**Kindergarten Choice Board May 4th - 8th**  
Enrichment and practice options for school at home!

<p><b>April showers bring May flowers!</b> What can you do outside in May? Be a weather watcher like we did in school. What do you wear in May? How does the sky look?</p>  <p>Draw a detailed picture and send it to your teacher</p>	<p><b>Practice all lowercase letters</b> Write your sight words in invisible ink using baking soda and water. Find out how <a href="#">here!</a></p> 	<p><b>Roll 5 Dice</b>  Here is a great game to play using 5 dice! The game goes by "Stuck in the Mud" or "Drop Dice". <a href="#">Click here</a>. For quick directions and video Teach the family this one</p>
<p><b>Recipe time for Mom</b> Try to make something special in the kitchen for MOM! Will it be pancakes, french toast, a sandwich or something fancy? <a href="https://www.youtube.com/watch?v=1xh1gDlgeQ">https://www.youtube.com/watch?v=1xh1gDlgeQ</a></p>  <p>Ask an adult (NOT MOM) to help you plan a treat for Mom!</p>	<p><b>Writing Sentences</b> Complete the following sentence starters: My mom is _____ My mom likes _____ I love my mom because _____ My mom can _____ My mom likes to _____</p> 	<p><b>Sight Words Workout</b>  Click and watch the video! <a href="https://www.youtube.com/watch?v=2yUk3h1yOpU">https://www.youtube.com/watch?v=2yUk3h1yOpU</a></p>
<p><b>Take your chalk and head outside!</b> Make a path with the letters of the alphabet. Step or jump on each letter and say the letter name and the letter sound. Or think of a word that begins with that letter. With your chalk make a big bouquet of flowers for your mom! Write the words I LOVE YOU!</p> 	<p><b>Looking for 3D Shapes</b> Go on a walk with your family and identify 3D shapes that you see!  Shapes to look for: sphere, cone, cube, pyramid, rectangular prism, and cylinder.</p>	<p><b>Create for Mom</b>  <a href="https://www.youtube.com/watch?v=EUVAoJvln7s">https://www.youtube.com/watch?v=EUVAoJvln7s</a> Here is a fun possibility for any MOM! Everyone can make one together!</p>

Kindergarten E-Learning  
Day 29  
Tuesday, May 5th


**Literacy:**

Your child should read the book, [After School \(in Spanish\)](#). You can read it to them if you choose. After reading, have your child complete this [Classify Information Page](#) and this [High Frequency Word Page](#). If you do not have access to a printer you may copy it onto paper or just write it on paper.












**Math:**

If you have access to [Happy Numbers](#), spend 10 minutes on Happy Numbers. If you are unable to connect to Happy Numbers, practice this [Teen Number Page](#).



**Optional Kindergarten [Choice Board](#) for the week.**

**Kindergarten Choice Board May 4th - 8th**  
Enrichment and practice options for school at home!

<p><b>April showers bring May flowers!</b> What can you do outside in May? Be a weather watcher like we did in school. What do you wear in May? How does the sky look?</p>  <p>Draw a detailed picture and send it to your teacher</p>	<p><b>Practice all lowercase letters</b> Write your sight words in invisible ink using baking soda and water. Find out how <a href="#">here!</a></p> 	<p><b>Roll 5 Dice</b> Here is a great game to play using 5 dice! The game goes by "Stuck in the Mud" or "Drop Dice" <a href="#">click here</a> For quick directions and video Teach the family this one</p> 
<p><b>Recipe time for Mom</b> Try to make something special in the kitchen for MOM! Will it be pancakes, french toast, a sandwich or something fancy? <a href="https://www.youtube.com/watch?v=ExPiUgDfg2Q">https://www.youtube.com/watch?v=ExPiUgDfg2Q</a></p>  <p>Ask an adult (NOT MOM) to help you plan a treat for Mom!</p>	<p><b>Writing Sentences</b> Complete the following sentence starters: My mom is _____ My mom likes _____ I love my mom because _____ My mom can _____ My mom likes to _____</p> 	<p><b>Sight Words Workout</b> <b>crunches</b> Click and watch the video! <a href="https://www.youtube.com/watch?v=2yUk3hYOpU">https://www.youtube.com/watch?v=2yUk3hYOpU</a></p> 
<p><b>Take your chalk and head outside!</b> Make a path with the letters of the alphabet. Step or jump on each letter and say the letter name and the letter sound. Or think of a word that begins with that letter. With your chalk make a big bouquet of flowers for your mom! Write the words I LOVE YOU!</p> 	<p><b>Looking for 3D Shapes</b> Go on a walk with your family and identify 3D shapes that you see!  Shapes to look for: sphere, cone, cube, pyramid, rectangular prism, and cylinder.</p>	<p><b>Create for Mom</b>  <a href="https://www.youtube.com/watch?v=1VAAeJvInZs">https://www.youtube.com/watch?v=1VAAeJvInZs</a> Here is a fun possibility for any MOM! Everyone can make one together!</p>

Kindergarten E-Learning  
Day 30  
Wednesday, May 6th


**Literacy:**

Your child should read the book, [Animal Coverings \(in Spanish\)](#). You can read it to them if you choose. After reading, have your child complete this [Letter F Page](#) and this [Main Idea and Details Page](#). If you do not have access to a printer you may copy it onto paper or just write it on paper.












**Math:**

If you have access to [Happy Numbers](#), spend 10 minutes on Happy Numbers. If you are unable to connect to Happy Numbers, practice this [Sorting Page](#).



**Optional Kindergarten [Choice Board](#) for the week.**

**Kindergarten Choice Board May 4th - 8th**  
Enrichment and practice options for school at home!

<p><b>April showers bring May flowers!</b> What can you do outside in May? Be a weather watcher like we did in school. What do you wear in May? How does the sky look?</p>  <p>Draw a detailed picture and send it to your teacher</p>	<p><b>Practice all lowercase letters</b> Write your sight words in invisible ink using baking soda and water. Find out how <a href="#">here!</a></p> 	<p><b>Roll 5 Dice</b></p>  <p>Here is a great game to play using 5 dice! The game goes by "Stuck in the Mud" or "Drop Dice" <a href="#">click here</a> For quick directions and video Teach the family this one</p>
<p><b>Recipe time for Mom</b> Try to make something special in the kitchen for MOM! Will it be pancakes, french toast, a sandwich or something fancy? <a href="https://www.youtube.com/watch?v=ExPiUgDfzG0">https://www.youtube.com/watch?v=ExPiUgDfzG0</a></p>  <p>Ask an adult (NOT MOM) to help you plan a treat for Mom!</p>	<p><b>Writing Sentences</b> Complete the following sentence starters: My mom is _____ My mom likes _____ I love my mom because _____ My mom can _____ My mom likes to _____</p> 	<p><b>Sight Words Workout</b></p>  <p>Click and watch the video! <a href="https://www.youtube.com/watch?v=2yUk3hYOpU">https://www.youtube.com/watch?v=2yUk3hYOpU</a></p>
<p><b>Take your chalk and head outside!</b> Make a path with the letters of the alphabet. Step or jump on each letter and say the letter name and the letter sound. Or think of a word that begins with that letter. With your chalk make a big bouquet of flowers for your mom! Write the words I LOVE YOU!</p> 	<p><b>Looking for 3D Shapes</b> Go on a walk with your family and identify 3D shapes that you see!  Shapes to look for: sphere, cone, cube, pyramid, rectangular prism, and cylinder.</p>	<p><b>Create for Mom</b></p>  <p><a href="https://www.youtube.com/watch?v=1VvAeJvInZs">https://www.youtube.com/watch?v=1VvAeJvInZs</a> Here is a fun possibility for any MOM! Everyone can make one together!</p>

# Kindergarten E-Learning

Day 31

Thursday, May 7th


## Literacy:

Your child should read the book, [I Am a Community Worker \(in Spanish\)](#). You can read it to them if you choose. After reading, have your child complete this [Author's Purpose Page](#) and this [Sentence Page](#). If you do not have access to a printer you may copy it onto paper or just write it on paper.












## Math:

If you have access to [Happy Numbers](#), spend 10 minutes on Happy Numbers. If you are unable to connect to Happy Numbers, practice this [Count and Compare Page](#).



## Optional Kindergarten [Choice Board](#) for the week.

**Kindergarten Choice Board May 4th - 8th**  
Enrichment and practice options for school at home!

<p><b>April showers bring May flowers!</b> What can you do outside in May? Be a weather watcher like we did in school. What do you wear in May? How does the sky look?</p>  <p>Draw a detailed picture and send it to your teacher</p>	<p><b>Practice all lowercase letters</b> Write your sight words in invisible ink using baking soda and water. Find out how <a href="#">here!</a></p> 	<p><b>Roll 5 Dice</b>  Here is a great game to play using 5 dice! The game goes by "Stuck in the Mud" or "Drop Dice" <a href="#">Click here</a>. For quick directions and video Teach the family this one</p>
<p><b>Recipe time for Mom</b> Try to make something special in the kitchen for MOM! Will it be pancakes, french toast, a sandwich or something fancy? <a href="https://www.youtube.com/watch?v=xPLUgDlgaQ">https://www.youtube.com/watch?v=xPLUgDlgaQ</a></p>  <p>Ask an adult (NOT MOM) to help you plan a treat for Mom!</p>	<p><b>Writing Sentences</b> Complete the following sentence starters: My mom is _____ My mom likes _____ I love my mom because _____ My mom can _____ My mom likes to _____</p> 	<p><b>Sight Words Workout</b>  Click and watch the video! <a href="https://www.youtube.com/watch?v=2yUk3hYQpU">https://www.youtube.com/watch?v=2yUk3hYQpU</a></p>
<p><b>Take your chalk and head outside!</b> Make a path with the letters of the alphabet. Step or jump on each letter and say the letter name and the letter sound. Or think of a word that begins with that letter. With your chalk make a big bouquet of flowers for your mom! Write the words I LOVE YOU!</p> 	<p><b>Looking for 3D Shapes</b> Go on a walk with your family and identify 3D shapes that you see!  Shapes to look for: sphere, cone, cube, pyramid, rectangular prism, and cylinder.</p>	<p><b>Create for Mom</b>  <a href="https://www.youtube.com/watch?v=VU46s4vln7s">https://www.youtube.com/watch?v=VU46s4vln7s</a> Here is a fun possibility for any MOM! Everyone can make one together!</p>

# Kindergarten E-Learning

Day 32

Friday, May 8th


## Literacy:

Your child should read the book, [Moms Do So Much \(in Spanish\)](#). You can read it to them if you choose. After reading, have your child complete this [Author's Purpose](#) and this [Verbs Page](#). If you do not have access to a printer you may copy it onto paper or just write it on paper.












## Math:

If you have access to [Happy Numbers](#), spend 10 minutes on Happy Numbers. If you are unable to connect to Happy Numbers, practice this [Number Bond Page](#).



## Optional Kindergarten [Choice Board](#) for the week.

**Kindergarten Choice Board May 4th - 8th**  
Enrichment and practice options for school at home!

<p><b>April showers bring May flowers!</b> What can you do outside in May? Be a weather watcher like we did in school. What do you wear in May? How does the sky look?</p>  <p>Draw a detailed picture and send it to your teacher</p>	<p><b>Practice all lowercase letters</b> Write your sight words in invisible ink using baking soda and water. Find out how <a href="#">here!</a></p> 	<p><b>Roll 5 Dice</b>  Here is a great game to play using 5 dice! The game goes by "Stuck in the Mud" or "Drop Dice" <a href="#">Click here</a>. For quick directions and video Teach the family this one</p>
<p><b>Recipe time for Mom</b> Try to make something special in the kitchen for MOM! Will it be pancakes, french toast, a sandwich or something fancy? <a href="https://www.youtube.com/watch?v=xPLUgDlgaGQ">https://www.youtube.com/watch?v=xPLUgDlgaGQ</a></p>  <p>Ask an adult (NOT MOM) to help you plan a treat for Mom!</p>	<p><b>Writing Sentences</b> Complete the following sentence starters: My mom is _____ My mom likes _____ I love my mom because _____ My mom can _____ My mom likes to _____</p> 	<p><b>Sight Words Workout</b>  Click and watch the video! <a href="https://www.youtube.com/watch?v=2yUk3hYQpU">https://www.youtube.com/watch?v=2yUk3hYQpU</a></p>
<p><b>Take your chalk and head outside!</b> Make a path with the letters of the alphabet. Step or jump on each letter and say the letter name and the letter sound. Or think of a word that begins with that letter. With your chalk make a big bouquet of flowers for your mom! Write the words I LOVE YOU!</p> 	<p><b>Looking for 3D Shapes</b> Go on a walk with your family and identify 3D shapes that you see!  Shapes to look for: sphere, cone, cube, pyramid, rectangular prism, and cylinder.</p>	<p><b>Create for Mom</b>  <a href="https://www.youtube.com/watch?v=VU6s4vln7s">https://www.youtube.com/watch?v=VU6s4vln7s</a> Here is a fun possibility for any MOM! Everyone can make one together!</p>