

# Kindergarten E-Learning

Day 33

Monday, May 11th


## Literacy:

Your child should read the book, [On the Farm \(in Spanish\)](#). You can read it to them if you choose. After reading, have your child complete this [Main Idea and Details Page](#) and this [Rhyming Page](#). If you do not have access to a printer you may copy it onto paper or just write it on paper.



## Math:

If you have access to [Happy Numbers](#), spend 10 minutes on Happy Numbers. If you are unable to connect to Happy Numbers, practice this [Subtraction Page](#).



## Optional Kindergarten [Choice Board](#) for the week.

**Kindergarten Choice Board May 11th - 15th**  
Enrichment and practice options for school at home!

<p><b>Make a Bird Feeder</b> Use objects from around your house to make a bird feeder for your yard. <a href="#">Check out these ideas!</a></p> <p>You can draw pictures and write about the birds you see enjoying the feeder you made.</p> 	<p><b>Draw and Write</b> Summer is almost here and you are all getting so good at riding your bike! <a href="#">Click on the picture!</a></p>  <p>Draw a bike and then write about an adventure you would take on your bike!</p>	<p><b>Roll 2 Dice to play KNOCK OUT</b></p>  <p><a href="https://www.youtube.com/watch?v=bCqOWK_Rk4to">https://www.youtube.com/watch?v=bCqOWK_Rk4to</a></p>
<p><b>Try a new chore that takes you outdoors!</b></p> <ul style="list-style-type: none"><li>*Sweep</li><li>*Wash the car</li><li>*Weed</li><li>*Pick up trash</li><li>*Help plant</li><li>*Help organize the garage</li></ul> 	<p><b>Writing Sentences</b> Let's write a letter to your first grade self!</p> <p>What are things you are excited about?</p> <p>What are things you wonder about first grade?</p> <p>What is one thing you hope to learn to do before first grade?</p> <p>Hold on to it, and read it the first day of school!</p> 	<p><b>Have some word fun making...</b></p>  <p><a href="https://www.youtube.com/watch?v=4h7qa8K0Hmc">https://www.youtube.com/watch?v=4h7qa8K0Hmc</a> Click and watch the video!</p> <p>Think of all the words that POP for you!</p>
<p><b>Write the numbers outside for others to see</b></p> <p>*Write the numbers in order. OR skip numbers and when others are on a walk they can fill in the blank.</p> <p>*Plan a math walk—write a number sentence in each sidewalk square. Go easy...Go hard...have fun!</p> $3 + 3 =$	<p><b>Snack Shapes</b> What can you make with your snack?</p>  <p>Use your snack to make shapes: square, circle, triangle, rectangle, rhombus, oval, hexagon, pentagon, or trapezoid</p>	<p><b>Create and Plan</b> Have you ever made a map of your street, neighborhood, or how to get to your friend's house?</p>  <p>Take time to walk or ride to a destination and make a map to that destination.</p>

# Kindergarten E-Learning

Day 34

Tuesday, May 12th


## Literacy:

Your child should read the book, [Allie and Ollie \(in Spanish\)](#). You can read it to them if you choose. After reading, have your child complete this [Letter D Page](#) and this [Compare and Contrast Page](#). If you do not have access to a printer you may copy it onto paper or just write it on paper.



## Math:

If you have access to [Happy Numbers](#), spend 10 minutes on Happy Numbers. If you are unable to connect to Happy Numbers, practice this [Measurement Page](#).



## Optional Kindergarten [Choice Board](#) for the week.

**Kindergarten Choice Board May 11th - 15th**  
Enrichment and practice options for school at home!

<p><b>Make a Bird Feeder</b> Use objects from around your house to make a bird feeder for your yard. <a href="#">Check out these ideas!</a></p> <p>You can draw pictures and write about the birds you see enjoying the feeder you made.</p> 	<p><b>Draw and Write</b> Summer is almost here and you are all getting so good at riding your bike! <a href="#">Click on the picture!</a></p>  <p>Draw a bike and then write about an adventure you would take on your bike!</p>	<p><b>Roll 2 Dice to play KNOCK OUT</b></p>  <p><a href="https://www.youtube.com/watch?v=bCqOWK_Rk4to">https://www.youtube.com/watch?v=bCqOWK_Rk4to</a></p>
<p><b>Try a new chore that takes you outdoors!</b></p> <ul style="list-style-type: none"><li>*Sweep</li><li>*Wash the car</li><li>*Weed</li><li>*Pick up trash</li><li>*Help plant</li><li>*Help organize the garage</li></ul> 	<p><b>Writing Sentences</b> Let's write a letter to your first grade self!</p> <p>What are things you are excited about?</p> <p>What are things you wonder about first grade?</p> <p>What is one thing you hope to learn to do before first grade?</p> <p>Hold on to it, and read it the first day of school!</p> 	<p><b>Have some word fun making...</b></p>  <p><a href="https://www.youtube.com/watch?v=4h7qa8K0Hmc">https://www.youtube.com/watch?v=4h7qa8K0Hmc</a> Click and watch the video!</p> <p>Think of all the words that POP for you!</p>
<p><b>Write the numbers outside for others to see</b></p> <p>*Write the numbers in order. OR skip numbers and when others are on a walk they can fill in the blank.</p> <p>*Plan a math walk—write a number sentence in each sidewalk square. Go easy...Go hard...have fun! <math>3 + 3 =</math></p>	<p><b>Snack Shapes</b> What can you make with your snack?</p>  <p>Use your snack to make shapes: square, circle, triangle, rectangle, rhombus, oval, hexagon, pentagon, or trapezoid</p>	<p><b>Create and Plan</b> Have you ever made a map of your street, neighborhood, or how to get to your friend's house?</p>  <p>Take time to walk or ride to a destination and make a map to that destination.</p>

# Kindergarten E-Learning

Day 35

Wednesday, May 13th


## Literacy:

Your child should read the book, [Get In \(in Spanish\)](#). You can read it to them if you choose. After reading, have your child complete this [Sequencing Page](#) and this [High-Frequency Words Page](#). If you do not have access to a printer you may copy it onto paper or just write it on paper.



## Math:

If you have access to [Happy Numbers](#), spend 10 minutes on Happy Numbers. If you are unable to connect to Happy Numbers, practice this [Shape Page](#).



## Optional Kindergarten [Choice Board](#) for the week.

**Kindergarten Choice Board May 11th - 15th**  
Enrichment and practice options for school at home!

<p><b>Make a Bird Feeder</b> Use objects from around your house to make a bird feeder for your yard. <a href="#">Check out these ideas!</a></p> <p>You can draw pictures and write about the birds you see enjoying the feeder you made.</p> 	<p><b>Draw and Write</b> Summer is almost here and you are all getting so good at riding your bike! <a href="#">Click on the picture!</a></p>  <p>I love my bicycle.</p> <p>Draw a bike and then write about an adventure you would take on your bike!</p>	<p><b>Roll 2 Dice to play KNOCK OUT</b></p>  <p><a href="https://www.youtube.com/watch?v=bCqOWK_Rk4to">https://www.youtube.com/watch?v=bCqOWK_Rk4to</a></p>
<p><b>Try a new chore that takes you outdoors!</b></p> <ul style="list-style-type: none"><li>*Sweep</li><li>*Wash the car</li><li>*Weed</li><li>*Pick up trash</li><li>*Help plant</li><li>*Help organize the garage</li></ul> 	<p><b>Writing Sentences</b> Let's write a letter to your first grade self!</p> <p>What are things you are excited about?</p> <p>What are things you wonder about first grade?</p> <p>What is one thing you hope to learn to do before first grade?</p> <p>Hold on to it, and read it the first day of school!</p> 	<p><b>Have some word fun making...</b></p>  <p><a href="https://www.youtube.com/watch?v=4h7qa8K0Hmc">https://www.youtube.com/watch?v=4h7qa8K0Hmc</a> Click and watch the video!</p> <p>Think of all the words that POP for you!</p>
<p><b>Write the numbers outside for others to see</b></p> <p>*Write the numbers in order. OR skip numbers and when others are on a walk they can fill in the blank.</p> <p>*Plan a math walk—write a number sentence in each sidewalk square. Go easy...Go hard...have fun! <math>3 + 3 =</math></p>	<p><b>Snack Shapes</b> What can you make with your snack?</p>  <p>Use your snack to make shapes: square, circle, triangle, rectangle, rhombus, oval, hexagon, pentagon, or trapezoid</p>	<p><b>Create and Plan</b> Have you ever made a map of your street, neighborhood, or how to get to your friend's house?</p>  <p>Take time to walk or ride to a destination and make a map to that destination.</p>

# Kindergarten E-Learning

Day 36

Thursday, May 14th


## Literacy:

Your child should read the book, [I Pick Up \(in Spanish\)](#). You can read it to them if you choose. After reading, have your child complete this [Problem and Solution Page](#) and this [High-Frequency Words Page](#). If you do not have access to a printer you may copy it onto paper or just write it on paper.



## Math:

If you have access to [Happy Numbers](#), spend 10 minutes on Happy Numbers. If you are unable to connect to Happy Numbers, practice this [Teen Number Page](#).



## Optional Kindergarten [Choice Board](#) for the week.

**Kindergarten Choice Board May 11th - 15th**  
Enrichment and practice options for school at home!

<p><b>Make a Bird Feeder</b> Use objects from around your house to make a bird feeder for your yard. <a href="#">Check out these ideas!</a></p> <p>You can draw pictures and write about the birds you see enjoying the feeder you made.</p> 	<p><b>Draw and Write</b> Summer is almost here and you are all getting so good at riding your bike! <a href="#">Click on the picture!</a></p>  <p>I love my bicycle.</p> <p>Draw a bike and then write about an adventure you would take on your bike!</p>	<p><b>Roll 2 Dice to play KNOCK OUT</b></p>  <p><a href="https://www.youtube.com/watch?v=bCqOWK_Rk4to">https://www.youtube.com/watch?v=bCqOWK_Rk4to</a></p>
<p><b>Try a new chore that takes you outdoors!</b></p> <ul style="list-style-type: none"><li>*Sweep</li><li>*Wash the car</li><li>*Weed</li><li>*Pick up trash</li><li>*Help plant</li><li>*Help organize the garage</li></ul> 	<p><b>Writing Sentences</b> Let's write a letter to your first grade self!</p> <p>What are things you are excited about?</p> <p>What are things you wonder about first grade?</p> <p>What is one thing you hope to learn to do before first grade?</p> <p>Hold on to it, and read it the first day of school!</p> 	<p><b>Have some word fun making...</b></p>  <p><a href="https://www.youtube.com/watch?v=4h7qa8K0Hmc">https://www.youtube.com/watch?v=4h7qa8K0Hmc</a> Click and watch the video!</p> <p>Think of all the words that POP for you!</p>
<p><b>Write the numbers outside for others to see</b></p> <p>*Write the numbers in order. OR skip numbers and when others are on a walk they can fill in the blank.</p> <p>*Plan a math walk—write a number sentence in each sidewalk square. Go easy...Go hard...have fun! <math>3 + 3 =</math></p>	<p><b>Snack Shapes</b> What can you make with your snack?</p>  <p>Use your snack to make shapes: square, circle, triangle, rectangle, rhombus, oval, hexagon, pentagon, or trapezoid.</p>	<p><b>Create and Plan</b> Have you ever made a map of your street, neighborhood, or how to get to your friend's house?</p>  <p>Take time to walk or ride to a destination and make a map to that destination.</p>

# Kindergarten E-Learning

Day 37

Friday, May 15th


## Literacy:

Your child should read the book, [Open and Close \(in Spanish\)](#). You can read it to them if you choose. After reading, have your child complete this [Letter J Page](#) and this [Story Elements Page](#). If you do not have access to a printer you may copy it onto paper or just write it on paper.










## Math:

If you have access to [Happy Numbers](#), spend 10 minutes on Happy Numbers. If you are unable to connect to Happy Numbers, practice this [Addition and Subtraction Page](#).



## Optional Kindergarten [Choice Board](#) for the week.

**Kindergarten Choice Board May 11th - 15th**  
Enrichment and practice options for school at home!

<p><b>Make a Bird Feeder</b> Use objects from around your house to make a bird feeder for your yard. <a href="#">Check out these ideas!</a></p> <p>You can draw pictures and write about the birds you see enjoying the feeder you made.</p> 	<p><b>Draw and Write</b> Summer is almost here and you are all getting so good at riding your bike! <a href="#">Click on the picture!</a></p>  <p>Draw a bike and then write about an adventure you would take on your bike!</p>	<p><b>Roll 2 Dice to play KNOCK OUT</b></p>  <p><a href="https://www.youtube.com/watch?v=bCqQWK_Rk4to">https://www.youtube.com/watch?v=bCqQWK_Rk4to</a></p>
<p><b>Try a new chore that takes you outdoors!</b></p> <ul style="list-style-type: none"><li>*Sweep</li><li>*Wash the car</li><li>*Weed</li><li>*Pick up trash</li><li>*Help plant</li><li>*Help organize the garage</li></ul> 	<p><b>Writing Sentences</b> Let's write a letter to your first grade self!</p> <p>What are things you are excited about?</p> <p>What are things you wonder about first grade?</p> <p>What is one thing you hope to learn to do before first grade?</p> <p>Hold on to it, and read it the first day of school!</p> 	<p><b>Have some word fun making...</b></p>  <p><a href="https://www.youtube.com/watch?v=4h7qa8K0Hmc">https://www.youtube.com/watch?v=4h7qa8K0Hmc</a> Click and watch the video!</p> <p>Think of all the words that POP for you!</p>
<p><b>Write the numbers outside for others to see</b></p> <p>*Write the numbers in order. OR skip numbers and when others are on a walk they can fill in the blank.</p> <p>*Plan a math walk—write a number sentence in each sidewalk square. Go easy...Go hard...have fun!</p> <p><math>3 + 3 =</math></p>	<p><b>Snack Shapes</b> What can you make with your snack?</p>  <p>Use your snack to make shapes: square, circle, triangle, rectangle, rhombus, oval, hexagon, pentagon, or trapezoid</p>	<p><b>Create and Plan</b> Have you ever made a map of your street, neighborhood, or how to get to your friend's house?</p>  <p>Take time to walk or ride to a destination and make a map to that destination.</p>