

Kindergarten E-Learning

Day 23

Monday, April 27th


Literacy:

Your child should read the book, [This Insect \(in Spanish\)](#). You can read it to them if you choose. After reading, have your child complete this [Short Vowel i Page](#) and this [Sentence Page](#). If you do not have access to a printer you may copy it onto paper or just write it on paper.



Math:

If you have access to [Happy Numbers](#), spend 10 minutes on Happy Numbers. If you are unable to connect to Happy Numbers, practice this [Make 10 Page](#)



Optional Kindergarten [Choice Board](#) for the week.

Kindergarten Choice Board April 27th - May 1st
Enrichment and practice options for school at home!

Send a recording to your teacher Read a story, poem or rhyme Record it and send it to your teacher. Have fun with your voice and expression. Make sure you practice it before you record it.	Draw a flower Try out this step by step drawing at: https://www.youtube.com/watch?v=qMjgC3mC_0 https://www.youtube.com/watch?v=qMjgC3mC_0	Play PIG Try this dice game with the family! https://www.youtube.com/watch?v=qMjgC3mC_0 You need 1 die and paper and a little bit of luck! It is a great way to count on.
Practice more than one chore! *Sort toys and closet *Make your bed *Wash the dishes *Load the dishwasher *Fold the laundry—match socks *Sort the laundry *Vacuum *Dust *Sweep with a real broom—dust pan *Hardwork	Writing Sentences Complete the following sentence starters: Come see the _____. They are looking at _____. She said to _____. He got a _____. Here are the _____.	Rhyming Fun Make a list of words that rhyme with bug, bee, root, seed, leaf, spring, and rain.
Write the numbers *Say a number and have your child write that number. *Write a number and write the next 5 or 10 numbers that follow. *Some CAN write the numbers quite well but when we don't practice it shows. Numbers do not need to be on paper. Try sidewalk.	All About Plants What do plants need? Watch this video to learn all about the needs of a plant! (click on the picture for the link to the video!)	Create Since last week was Earth Day and we have recycled and reused. This week look around the house for things to use and BUILD! Are you going to make a marble run, a tunnel, a birdhouse, a nest, a dollhouse, garage, storage for art supplies, etc? Take a picture to

Kindergarten E-Learning

Day 24

Tuesday, April 28th


Literacy:

Your child should read the book, [Vegetables \(in Spanish\)](#). You can read it to them if you choose. After reading, have your child complete this [Letter V Page](#) and this [Classifying Page](#). If you do not have access to a printer you may copy it onto paper or just write it on paper.









Math:

If you have access to [Happy Numbers](#), spend 10 minutes on Happy Numbers. If you are unable to connect to Happy Numbers, practice this [Missing Teen Number Page](#).



Optional Kindergarten [Choice Board](#) for the week.

Kindergarten Choice Board April 27th - May 1st
Enrichment and practice options for school at home!

<p>Send a recording to your teacher Read a story, poem or rhyme Record it and send it to your teacher. Have fun with your voice and expression.  Make sure you practice it before you record it.</p>	<p>Draw a flower  Try out this step by step drawing at: https://www.pencilmastery.com/choice-board/kindergarten/</p>	<p>Play FIO  Try this dice game with the family! https://www.youtube.com/watch?v=MFpSc2mC_0 You need 1 die and paper And a little bit of luck! It is a great way to count on</p>
<p>Practice more than one chord! *Sort toys and closets *Make your bed *Wash the dishes *Load the dishwasher *Fold the laundry—match socks *Sort the laundry *Vacuum *Dust *Sweep with a real broom—dust pan *yardwork</p>	<p>Writing Sentences Complete the following sentence starters: Come see the _____ They are looking at _____ She said to _____ He got a _____ Here are the _____</p>	<p>Rhyming Fun Make a list of words that rhyme with bug, bee, root, seed, leaf, spring, and rain. </p>
<p>Write the numbers *Say a number and have your child write that number. *State a number and write the next 5 or 10 numbers that follow.  *Some CAN write the numbers quite well but when we don't practice it shows. Numbers do not need to be on paper. Try sidewalk.</p>	<p>All About Plants What do plants need?  Watch this video to learn all about the needs of a plant! (click on the picture for the link to the video!)</p>	<p>Create Since last week was Earth Day and we have recycled and reused.  This week look around the house for things to use and BUILD! Are you going to make a marble run, a tunnel, a birdhouse, a nest, a dollhouse, garage, storage for art supplies, or? Take a picture to</p>

Kindergarten E-Learning

Day 25

Wednesday, April 29th


Literacy:

Your child should read the book, [We Can Make Sounds \(in Spanish\)](#). You can read it to them if you choose. After reading, have your child complete this [Letter P Page](#) and this [Word Building Page](#). If you do not have access to a printer you may copy it onto paper or just write it on paper.




Math:

If you have access to [Happy Numbers](#), spend 10 minutes on Happy Numbers. If you are unable to connect to Happy Numbers, practice this [Addition Page](#).



Optional Kindergarten [Choice Board](#) for the week.

Kindergarten Choice Board April 27th - May 1st
Enrichment and practice options for school at home!

<p>Send a recording to your teacher Read a story, poem or rhyme Record it and send it to your teacher. Have fun with your voice and expression.  Make sure you practice it before you record it.</p>	<p>Draw a flower  Try out this step by step drawing at: https://www.pencilmastery.com/learning.com/Kindergarten/</p>	<p>Play FIO  Try this dice game with the family! https://www.youtube.com/watch?v=MFpSc2mC_0 You need 1 die and paper And a little bit of luck! It is a great way to count on</p>
<p>Practice more than one chord! *Sort toys and closets *Make your bed *Wash the dishes *Load the dishwasher *Fold the laundry—match socks *Sort the laundry *Vacuum *Dust *Sweep with a real broom—dust pan *yardwork</p>	<p>Writing Sentences Complete the following sentence starters: Come see the _____. They are looking at _____. She said to _____. He got a _____. Here are the _____.</p>	<p>Rhyming Fun Make a list of words that rhyme with bug, bee, root, seed, leaf, spring, and rain. </p>
<p>Write the numbers *Say a number and have your child write that number. *State a number and write the next 5 or 10 numbers that follow.  *Some CAN write the numbers quite well but when we don't practice it shows. Numbers do not need to be on paper. Try sidewalk.</p>	<p>All About Plants What do plants need?  Watch this video to learn all about the needs of a plant! (click on the picture for the link to the video!)</p>	<p>Create Since last week was Earth Day and we have recycled and reused.  This week look around the house for things to use and BUILD! Are you going to make a marble run, a tunnel, a birdhouse, a nest, a dollhouse, garage, storage for art supplies, or? Take a picture to</p>

Kindergarten E-Learning

Day 26

Thursday, April 30th


Literacy:

Your child should read the book, [What Lives Here? \(in Spanish\)](#). You can read it to them if you choose. After reading, have your child complete this [Letter H Page](#) and this [Sentence Page](#). If you do not have access to a printer you may copy it onto paper or just write it on paper.




Math:

If you have access to [Happy Numbers](#), spend 10 minutes on Happy Numbers. If you are unable to connect to Happy Numbers, practice this [Subtraction Page](#).



Optional Kindergarten [Choice Board](#) for the week.

Kindergarten Choice Board April 27th - May 1st
Enrichment and practice options for school at home!

Send a recording to your teacher Read a story, poem or rhyme Record it and send it to your teacher. Have fun with your voice and expression.  Make sure you practice it before you record it.	Draw a flower  Try out this step by step drawing at: https://www.pencilmastery.com/learning.com/Kindergarten/	Play FIO  Try this dice game with the family! https://www.youtube.com/watch?v=gMfMjSc2mCg You need 1 die and paper And a little bit of luck! It is a great way to count on
Practice more than one chord! *Sort toys and closets *Make your bed *Wash the dishes *Load the dishwasher *Fold the laundry—match socks *Sort the laundry *Vacuum *Dust *Sweep with a real broom—dust pan *yardwork	Writing Sentences  Complete the following sentence starters: Come see the _____. They are looking at _____. She said to _____. He got a _____. Here are the _____.	Rhyming Fun Make a list of words that rhyme with bug, bee, root, seed, leaf, spring, and rain. 
Write the numbers *Say a number and have your child write that number. *State a number and write the next 5 or 10 numbers that follow.  *Some CAN write the numbers quite well but when we don't practice it shows. Numbers do not need to be on paper. Try sidewalk.	All About Plants What do plants need?  Watch this video to learn all about the needs of a plant! (click on the picture for the link to the video!)	Create Since last week was Earth Day and we have recycled and reused.  This week look around the house for things to use and BUILD! Are you going to make a marble run, a tunnel, a birdhouse, a nest, a dollhouse, garage, storage for art supplies, or? Take a picture to

Kindergarten E-Learning

Day 27

Friday, May 1st


Literacy:

Your child should read the book, [In and Out \(in Spanish\)](#). You can read it to them if you choose. After reading, have your child complete this [Story Elements Page](#) and this [Antonym Page](#). If you do not have access to a printer you may copy it onto paper or just write it on paper.



Math:

If you have access to [Happy Numbers](#), spend 10 minutes on Happy Numbers. If you are unable to connect to Happy Numbers, practice this [Pattern Page](#).



Optional Kindergarten [Choice Board](#) for the week.

Kindergarten Choice Board April 27th - May 1st
Enrichment and practice options for school at home!

Send a recording to your teacher Read a story, poem or rhyme Record it and send it to your teacher. Have fun with your voice and expression.  Make sure you practice it before you record it.	Draw a flower  Try out this step by step drawing at: https://drawingchild.com/step-by-step/drawing-a-flower/	Play PIG  Try this dice game with the family! https://www.youtube.com/watch?v=M4M3CjCm0 You need 1 die and paper And a little bit of luck! It is a great way to count on!
Practice more than one chore! *Sort toys and closet *Make your bed *Wash the dishes *Load the dishwasher *Fold the laundry--match socks *Sort the laundry *Vacuum *Dust *Sweep with a real broom--dust pan *yardwork	Writing Sentences Complete the following sentence starters.  Come see the _____ They are looking at _____ She said to _____ He got a _____ Here are the _____	Rhyming Fun Make a list of words that rhyme with: bug, bee, root, seed, leaf, spring, and rain. 
Write the numbers *Say a number and have your child write that number. *State a number and write the next 5 or 10 numbers that follow.  *Some CAN write the numbers quite well but when we don't practice it shows. Numbers do not need to be on paper. Try sidewalk.	All About Plants What do plants need?  Watch this video to learn all about the needs of a plant! (click on the picture for the link to the video!)	Creates Since last week was Earth Day and we have recycled and reused.  This week look around the house for things to use and BUILD! Are you going to make a marble run, a tunnel, a birdhouse, a road, a dollhouse, garage, storage for art supplies, OR? Take a picture to