

# Kindergarten E-Learning

Day 18

Monday, April 20th


## Literacy:

Your child should read the book, [I Love Pirates \(in Spanish\)](#). You can read it to them if you choose. After reading, have your child complete this [Main Idea Page](#) and this [Noun Page](#). If you do not have access to a printer you may copy it onto paper or just write it on paper.












## Math:

If you have access to [Happy Numbers](#), spend 10 minutes on Happy Numbers. If you are unable to connect to Happy Numbers, practice this [Spring Addition Page](#)



## Optional Kindergarten [Choice Board](#) for the week.

**Kindergarten Choice Board April 20th - 24th**  
Enrichment and practice options for school at home!

<p><b>Help with Recycling!</b> Take a virtual field trip to a recycling center: <a href="https://www.youtube.com/watch?v=-jA4ux3g7k">https://www.youtube.com/watch?v=-jA4ux3g7k</a> Sort your recycling into paper, plastic, glass, and metal. Count each type of recycling and compare. What did you have the most of? Least?</p> 	<p><b>Practice writing your name the 1st grade way!</b> Use a capital letter for the first letter and lowercase letters for the rest of your name.  Practice <b>your name and your family's</b>. If you want a challenge, practice writing your last name too!</p>	<p><b>Earth Day math question</b> A friend recycled 15 items on Earth Day. The items were bottles and jars. How many of each did your friend recycle? Try this same problem using other numbers (5, 10, 20, 50)</p> 
<p><b>Try a new recipe</b> Take time to try a new recipe or have your child do more of the prep for a recipe. Measure ingredients Mix Bake Cook Refrigerate Note the time it takes to make it, temperature, teaspoons, tablespoons, cups. Enjoy!</p> 	<p><b>Writing Sentences</b> Complete the following sentence starters: I like to play _____ I want to go _____ Do you like _____? In the spring we see _____ Can we play _____?</p> 	<p><b>Using Dice for a New Game</b> Take 2 dice. Roll them. Make a number ex. 3 and 4. Write it a high number = 43. Then write it as a low number = 34.  Try this different way of playing with numbers at least 10 times. If you are brave, use the &lt; or &gt; or = signs</p>
<p><b>Saving Water</b> Place a bowl under the faucet and brush your teeth for two minutes with the water running. Measure the amount of water in the bowl. Now compare that to brushing your teeth for two minutes with the water only running when necessary. Measure that amount of water and compare the two.</p> 	<p><b>Earth Day</b> Check out this video about "Going Green" for Earth Day!  Click on the picture!</p>	<p><b>Create</b> Take paper of any color, shape, size and using scissors, CUT and create!  Piece together and take a picture of it for your teacher.</p>

# Kindergarten E-Learning

Day 19

Tuesday, April 21st


## Literacy:

Your child should read the book, [My Face \(in Spanish\)](#). You can read it to them if you choose. After reading, have your child complete this [Letter F Page](#) and this [Vocabulary Page](#). If you do not have access to a printer you may copy it onto paper or just write it on paper.



## Math:

If you have access to [Happy Numbers](#), spend 10 minutes on Happy Numbers. If you are unable to connect to Happy Numbers, practice this [Teen Number Page](#)



## Optional Kindergarten [Choice Board](#) for the week.

**Kindergarten Choice Board April 20th - 24th**  
Enrichment and practice options for school at home!

<p><b>Help with Recycling!</b> Take a virtual field trip to a recycling center: <a href="https://www.youtube.com/watch?v=-jA4ux3g7k">https://www.youtube.com/watch?v=-jA4ux3g7k</a> Sort your recycling into paper, plastic, glass, and metal. Count each type of recycling and compare. What did you have the most of? Least?</p>	<p><b>Practice writing your name the 1st grade way!</b> Use a capital letter for the first letter and lowercase letters for the rest of your name.  Practice <b>your name and your family's</b>. If you want a challenge, practice writing your last name too!</p>	<p><b>Earth Day math question</b> A friend recycled 15 items on Earth Day. The items were bottles and jars. How many of each did your friend recycle? Try this same problem using other numbers (5, 10, 20, 50) </p>
<p><b>Try a new recipe</b> Take time to try a new recipe or have your child do more of the prep for a recipe. Measure ingredients Mix Bake Cook Refrigerate Note the time it takes to make it, temperature, teaspoons, tablespoons, cups. Enjoy!</p>	<p><b>Writing Sentences</b> Complete the following sentence starters: I like to play _____ I want to go _____ Do you like _____? In the spring we see _____ Can we play _____?</p>	<p><b>Using Dice for a New Game</b> Take 2 dice. Roll them. Make a number ex. 3 and 4. Write it a high number= 43 Then write it as a low number = 34  Try this different way of playing with numbers at least 10 times If you are brave, use the &lt; or &gt; or = signs</p>
<p><b>Saving Water</b> Place a bowl under the faucet and brush your teeth for two minutes with the water running. Measure the amount of water in the bowl. Now compare that to brushing your teeth for two minutes with the water only running when necessary. Measure that amount of water and compare the two. </p>	<p><b>Earth Day</b> Check out this video about "Going Green" for Earth Day!  Click on the picture!</p>	<p><b>Create</b> Take paper of any color, shape, size and using scissors, CUT and create!  Piece together and take a picture of it for your teacher.</p>

# Kindergarten E-Learning

Day 20

Wednesday, April 22nd


## Literacy:

Your child should read the book, [Nice, Not Nice \(in Spanish\)](#). You can read it to them if you choose. After reading, have your child complete this [Sentence Page](#) and this [Antonym Page](#). If you do not have access to a printer you may copy it onto paper or just write it on paper.



## Math:

If you have access to [Happy Numbers](#), spend 10 minutes on Happy Numbers. If you are unable to connect to Happy Numbers, practice this [Subtraction Page](#)



## Optional Kindergarten [Choice Board](#) for the week.

**Kindergarten Choice Board April 20th - 24th**  
Enrichment and practice options for school at home!

<p><b>Help with Recycling!</b> Take a virtual field trip to a recycling center: <a href="https://www.youtube.com/watch?v=JAuX3g7k">https://www.youtube.com/watch?v=JAuX3g7k</a> Sort your recycling into paper, plastic, glass, and metal. Count each type of recycling and compare. What did you have the most of? Least?</p>	<p><b>Practice writing your name the 1st grade way!</b> Use a capital letter for the first letter and lowercase letters for the rest of your name.  Practice <b>your name and your family's</b>. If you want a challenge, practice writing your last name too!</p>	<p><b>Earth Day math question</b> A friend recycled 15 items on Earth Day. The items were bottles and jars. How many of each did your friend recycle? Try this same problem using other numbers (5, 10, 20, 50) </p>
<p><b>Try a new recipe</b> Take time to try a new recipe or have your child do more of the prep for a recipe. Measure ingredients Mix Bake Cook Refrigerate Note the time it takes to make it, temperature, teaspoons, tablespoons, cups. Enjoy!</p>	<p><b>Writing Sentences</b> Complete the following sentence starters: I like to play _____ I want to go _____ Do you like _____? In the spring we see _____ Can we play _____?</p>	<p><b>Using Dice for a New Game</b> Take 2 dice. Roll them. Make a number ex. 3 and 4. Write it a high number= 43 Then write it as a low number = 34  Try this different way of playing with numbers at least 10 times If you are brave, use the &lt; or &gt; or = signs</p>
<p><b>Saving Water</b> Place a bowl under the faucet and brush your teeth for two minutes with the water running. Measure the amount of water in the bowl. Now compare that to brushing your teeth for two minutes with the water only running when necessary. Measure that amount of water and compare the two. </p>	<p><b>Earth Day</b> Check out this video about "Going Green" for Earth Day!  Click on the picture!</p>	<p><b>Create</b> Take paper of any color, shape, size and using scissors, CUT and create!  Piece together and take a picture of it for your teacher.</p>

# Kindergarten E-Learning

Day 21

Thursday, April 23rd


## Literacy:

Your child should read the book, [Smile \(in Spanish\)](#). You can read it to them if you choose. After reading, have your child complete this [Letter S Page](#) and this [Sentence Page](#). If you do not have access to a printer you may copy it onto paper or just write it on paper.



## Math:

If you have access to [Happy Numbers](#), spend 10 minutes on Happy Numbers. If you are unable to connect to Happy Numbers, practice this [Addition Page](#).



## Optional Kindergarten [Choice Board](#) for the week.

**Kindergarten Choice Board April 20th - 24th**  
Enrichment and practice options for school at home!

<p><b>Help with Recycling!</b> Take a virtual field trip to a recycling center: <a href="https://www.youtube.com/watch?v=-jA4ux3g7k">https://www.youtube.com/watch?v=-jA4ux3g7k</a> Sort your recycling into paper, plastic, glass, and metal. Count each type of recycling and compare. What did you have the most of? Least?</p>	<p><b>Practice writing your name the 1st grade way!</b> Use a capital letter for the first letter and lowercase letters for the rest of your name.  Practice <b>your name and your family's</b>. If you want a challenge, practice writing your last name too!</p>	<p><b>Earth Day math question</b> A friend recycled 15 items on Earth Day. The items were bottles and jars. How many of each did your friend recycle? Try this same problem using other numbers (5, 10, 20, 50)</p>
<p><b>Try a new recipe</b> Take time to try a new recipe or have your child do more of the prep for a recipe. Measure ingredients Mix Bake Cook Refrigerate Note the time it takes to make it, temperature, teaspoons, tablespoons, cups. Enjoy!</p>	<p><b>Writing Sentences</b> Complete the following sentence starters: I like to play _____ I want to go _____ Do you like _____? In the spring we see _____ Can we play _____?</p>	<p><b>Using Dice for a New Game</b> Take 2 dice. Roll them. Make a number ex 3 and 4. Write it a high number= 43 Then write it as a low number = 34  Try this different way of playing with numbers at least 10 times If you are brave, use the &lt; or &gt; or = signs</p>
<p><b>Saving Water</b> Place a bowl under the faucet and brush your teeth for two minutes with the water running. Measure the amount of water in the bowl. Now compare that to brushing your teeth for two minutes with the water only running when necessary. Measure that amount of water and compare the two.</p>	<p><b>Earth Day</b> Check out this video about 'Going Green' for Earth Day!  Click on the picture!</p>	<p><b>Create</b> Take paper of any color, shape, size and using scissors, CUT and create!  Piece together and take a picture of it for your teacher.</p>

# Kindergarten E-Learning

Day 22

Friday, April 24th


## Literacy:

Your child should read the book, [Spring Weather \(in Spanish\)](#). You can read it to them if you choose. After reading, have your child complete this [Main Idea & Details Page](#) and this [Noun Page](#). If you do not have access to a printer you may copy it onto paper or just write it on paper.



## Math:

If you have access to [Happy Numbers](#), spend 10 minutes on Happy Numbers. If you are unable to connect to Happy Numbers, practice this [Label the Shapes Page](#).



## Optional Kindergarten [Choice Board](#) for the week.

**Kindergarten Choice Board April 20th - 24th**  
Enrichment and practice options for school at home!

<p><b>Help with Recycling!</b> Take a virtual field trip to a recycling center: <a href="https://www.youtube.com/watch?v=-jA4ux3g7k">https://www.youtube.com/watch?v=-jA4ux3g7k</a> Sort your recycling into paper, plastic, glass, and metal. Count each type of recycling and compare. What did you have the most of? Least?</p>	<p><b>Practice writing your name the 1st grade way!</b> Use a capital letter for the first letter and lowercase letters for the rest of your name.  Practice <b>your name and your family's</b>. If you want a challenge, practice writing your last name too!</p>	<p><b>Earth Day math question</b> A friend recycled 15 items on Earth Day. The items were bottles and jars. How many of each did your friend recycle? Try this same problem using other numbers (5, 10, 20, 50) </p>
<p><b>Try a new recipe</b> Take time to try a new recipe or have your child do more of the prep for a recipe. Measure ingredients Mix Stir Cook Refrigerate Note the time it takes to make it, temperature, teaspoons, tablespoons, cups. Enjoy!</p>	<p><b>Writing Sentences</b> Complete the following sentence starters: I like to play _____ I want to go _____ Do you like _____? In the spring we see _____ Can we play _____?</p>	<p><b>Using Dice for a New Game</b> Take 2 dice. Roll them. Make a number ex. 3 and 4. Write it a high number= 43. Then write it as a low number = 34  Try this different way of playing with numbers at least 10 times If you are brave, use the &lt; or &gt; or = signs</p>
<p><b>Saving Water</b> Place a bowl under the faucet and brush your teeth for two minutes with the water running. Measure the amount of water in the bowl. Now compare that to brushing your teeth for two minutes with the water only running when necessary. Measure that amount of water and compare the two. </p>	<p><b>Earth Day</b> Check out this video about "Going Green" for Earth Day!  Click on the picture!</p>	<p><b>Create</b> Take paper of any color, shape, size and using scissors, CUT and create!  Piece together and take a picture of it for your teacher.</p>