

Kindergarten E-Learning

Day 13

Monday, April 13th


Literacy:

Your child should read the book, [A Fish Sees \(in Spanish\)](#). You can read it to them if you choose. After reading, have your child complete this [Character and Setting Page](#) and this [Punctuation Page](#). If you do not have access to a printer you may copy it onto paper or just write it on paper.




Math:

If you have access to [Happy Numbers](#), spend 10 minutes on Happy Numbers. If you are unable to connect to Happy Numbers, practice this [Teen Number Cut and Paste Page](#).



Optional Kindergarten [Choice Board](#) for the week.

Kindergarten Choice Board April 13 - 17th Enrichment and practice options for school at home!		
Rhyme Time Learn a new nursery rhyme, chant, sport call, song or poem.  Sort of like making your own selfie, dancing is allowed too! Record it and send it to your teacher.	Practice all lowercase letters When you practice the letters, try doing it in sidewalk chalk on the nice weather days! Otherwise use a pencil!  Remember that all letters start at the top. Take a picture and send it to your teacher.	Roll 2 Dice  Put them together. Make a number sentence. $2 + 4 = 6$ Do this at least 12 times. You may change it as horizontal or vertical writing. Do it on scrap paper or a whiteboard, or in a notebook.
Try a new chore! *Make your bed *Wash the dishes *Load the dishwasher *Fold the laundry—match socks *Sort the laundry *Vacuum *Dust *Sweep with a real broom—dust pan *Yardwork 	Writing Sentences Complete the following sentence starters: The boy is _____ I like the _____ Do you play _____? Have you been to _____? I like to eat _____ 	Breaking Apart Words  Click and watch the video! Practice some at home! Example: cat = /c/ /a/ /t/ Pig = /p/ /i/ /g/ Hop = /h/ /o/ /p/ Bun = /b/ /u/ /n/ Lad = /l/ /a/ /d/
Write the numbers 1-50 *Write the numbers in order. *Say a number and have your child write that number. *Try numbers out of order! *Start from any number and write the next  Some CAN write the numbers quite well but when we don't practice them we can really tell!	Drawing Shapes What can you make with shapes? Put shapes together to make something new!  Shapes to draw: square, circle, triangle, rectangle, rhombus, oval, hexagon, pentagon, or trapezoid	Create Look around the house, garage or recycle bin. Do you see boxes, tubes, cans, containers? What can you make? Work on making something—anything! Take a picture and send it to your teacher. HAVE FUN and work together! 

Kindergarten E-Learning

Day 14

Tuesday, April 14th


Literacy:

Your child should read the book, [Getting Dressed \(in Spanish\)](#). You can read it to them if you choose. After reading, have your child complete this [Letter P Page](#) and this [Sorting Page](#). If you do not have access to a printer you may copy it onto paper or just write it on paper.






Math:

If you have access to [Happy Numbers](#), spend 10 minutes on Happy Numbers. If you are unable to connect to Happy Numbers, practice this [Shape and Addition Page](#)



Optional Kindergarten [Choice Board](#) for the week.

Kindergarten Choice Board April 13 - 17th Enrichment and practice options for school at home!		
Rhyme Time Learn a new nursery rhyme, chant, sport call, song or poem.  Sort of like making your own selfie, dancing is allowed too! Record it and send it to your teacher.	Practice all lowercase letters When you practice the letters, try doing it in sidewalk chalk on the nice weather days! Otherwise use a pencil!  Remember that all letters start at the top. Take a picture and send it to your teacher.	Roll 2 Dice  Put them together. Make a number sentence. $2 + 4 = 6$ Do this at least 12 times. You may change it as horizontal or vertical writing. Do it on scrap paper on a whiteboard, or in a notebook.
Try a new chore! *Make your bed *Wash the dishes *Load the dishwasher *Fold the laundry—match socks *Sort the laundry *Vacuum *Dust *Sweep with a real broom—dust pan *Yardwork 	Writing Sentences Complete the following sentence starters: The boy is _____ I like the _____ Do you play _____? Have you been to _____? I like to eat _____ 	Breaking Apart Words  Click and watch the video! Practice some at home! Example: cat = /c/ /a/ /t/ Pig = /p/ /i/ /g/ Hop = /h/ /o/ /p/ Bun = /b/ /u/ /n/ Lad = /l/ /a/ /d/
Write the numbers 1-50 *Write the numbers in order. *Say a number and have your child write that number. *Try numbers out of order! *Start from any number and write the next  Some CAN write the numbers quite well but when we don't practice them we can really tell!	Drawing Shapes What can you make with shapes? Put shapes together to make something new!  Shapes to draw: square, circle, triangle, rectangle, rhombus, oval, hexagon, pentagon, or trapezoid	Create Look around the house, garage or recycle bin. Do you see boxes, tubes, cans, containers? What can you make? Work on making something—anything! Take a picture and send it to your teacher. HAVE FUN and work together! 

Kindergarten E-Learning
Day 15
Wednesday, April 15th


Literacy:

Your child should read the book, [He Runs \(in Spanish\)](#). You can read it to them if you choose. After reading, have your child complete this [Inference Page](#) and this [Categorization Page](#). If you do not have access to a printer you may copy it onto paper or just write it on paper.





Math:

If you have access to [Happy Numbers](#), spend 10 minutes on Happy Numbers. If you are unable to connect to Happy Numbers, practice this [Building Ten Frames Page](#)



Optional Kindergarten [Choice Board](#) for the week.

Kindergarten Choice Board April 13 - 17th <small>Enrichment and practice options for school at home!</small>		
<p>Rhyme Time Learn a new nursery rhyme, chant, sport call, song or poem.</p>  <p>Sort of like making your own selfie, dancing is allowed too!</p> <p>Record it and send it to your teacher.</p>	<p>Practice all lowercase letters When you practice the letters, try doing it in sidewalk chalk on the nice weather days! Otherwise use a pencil!</p>  <p>Remember that all letters start at the top. Take a picture and send it to your teacher.</p>	<p>Roll 2 Dice</p>  <p>Put them together. Make a number sentence. $2 + 4 = 6$</p> <p>Do this at least 12 times. You may change it as horizontal or vertical writing.</p> <p>Do it on scrap paper or a whiteboard, or in a notebook.</p>
<p>Try a new chore!</p> <ul style="list-style-type: none"> *Make your bed *Wash the dishes *Load the dishwasher *Fold the laundry—match socks *Sort the laundry *Vacuum *Dust *Sweep with a real broom—dust pan *Yardwork 	<p>Writing Sentences Complete the following sentence starters:</p> <p>The boy is _____</p> <p>I like the _____</p> <p>Do you play _____?</p> <p>Have you been to _____?</p> <p>I like to eat _____</p> 	<p>Breaking Apart Words</p>  <p>Click and watch the video!</p> <p>Practice some at home! Example: cat = /c/ /a/ /t/ Pig = /p/ /i/ /g/ Hop = /h/ /o/ /p/ Bun = /b/ /u/ /n/ Lad = /l/ /a/ /d/</p>
<p>Write the numbers 1-50 *Write the numbers in order. *Say a number and have your child write that number. *Try numbers out of order! *Start from any number and write the next</p>  <p>Some CAN write the numbers quite well but when we don't practice them we can really tell!</p>	<p>Drawing Shapes What can you make with shapes? Put shapes together to make something new!</p>  <p>Shapes to draw: square, circle, triangle, rectangle, rhombus, oval, hexagon, pentagon, or trapezoid</p>	<p>Create Look around the house, garage or recycle bin. Do you see boxes, tubes, cans, containers? What can you make?</p> <p>Work on making something—anything! Take a picture and send it to your teacher.</p> <p>HAVE FUN and work together!</p> 

Kindergarten E-Learning

Day 16

Thursday, April 16th


Literacy:

Your child should read the book, [Hot and Cold \(in Spanish\)](#). You can read it to them if you choose. After reading, have your child complete this [Sort Page](#) and this [Sight Word Page](#). If you do not have access to a printer you may copy it onto paper or just write it on paper.












Math:

If you have access to [Happy Numbers](#), spend 10 minutes on Happy Numbers. If you are unable to connect to Happy Numbers, practice this [Bunny Base Ten Page](#)



Optional Kindergarten [Choice Board](#) for the week.

Kindergarten Choice Board April 12 - 17th Enrichment and practice options for school at home!		
Rhyme Time Learn a new nursery rhyme, chant, sport call, song or poem.  Sort of like making your own selfie, dancing is allowed too! Record it and send it to your teacher.	Practice all lowercase letters When you practice the letters, try doing it in sidewalk chalk on the nice weather days! Otherwise use a pencil!  Remember that all letters start at the top. Take a picture and send it to your teacher.	Roll 2 Dice  Put them together. Make a number sentence. $2 + 4 = 6$ Do this at least 12 times. You may change it as horizontal or vertical writing. Do it on scrap paper or a whiteboard, or in a notebook.
Try a new chore! *Make your bed *Wash the dishes *Load the dishwasher *Fold the laundry—match socks *Sort the laundry *Vacuum *Dust *Sweep with a real broom—dust pan *Yardwork 	Writing Sentences Complete the following sentence starters: The boy is _____ I like the _____ Do you play _____? Have you been to _____? I like to eat _____ 	Breaking Apart Words  Click and watch the video! The CVC Word Song Practice some at home! Example: cat = /c/ /a/ /t/ Pig = /p/ /i/ /g/ Hop = /h/ /o/ /p/ Bun = /b/ /u/ /n/ Lad = /l/ /a/ /d/
Write the numbers 1-50 *Write the numbers in order. *Say a number and have your child write that number. *Try numbers out of order! *Start from any number and write the next  Some CAN write the numbers quite well but when we don't practice them we can really tell!	Drawing Shapes What can you make with shapes? Put shapes together to make something new!  Shapes to draw: square, circle, triangle, rectangle, rhombus, oval, hexagon, pentagon, or trapezoid	Create Look around the house, garage or recycle bin. Do you see boxes, tubes, cans, containers? What can you make? Work on making something—anything! Take a picture and send it to your teacher. HAVE FUN and work together! 

Kindergarten E-Learning

Day 17

Friday, April 17th


Literacy:

Your child should read the book, [I Can \(in Spanish\)](#). You can read it to them if you choose. After reading, have your child complete this [Main Idea Page](#) and this [Word Families Page](#). If you do not have access to a printer you may copy it onto paper or just write it on paper.











Math:

If you have access to [Happy Numbers](#), spend 10 minutes on Happy Numbers. If you are unable to connect to Happy Numbers, practice this [Shape Graph](#)



Optional Kindergarten [Choice Board](#) for the week.

Kindergarten Choice Board April 13 - 17th		
Enrichment and practice options for school at home!		
<p>Rhyme Time Learn a new nursery rhyme, chant, sport call, song or poem.</p>  <p>Sort of like making your own selfie, dancing is allowed too!</p> <p>Record it and send it to your teacher.</p>	<p>Practice all lowercase letters When you practice the letters, try doing it in sidewalk chalk on the nice weather days! Otherwise use a pencil!</p>  <p>Remember that all letters start at the top. Take a picture and send it to your teacher.</p>	<p>Roll 2 Dice</p>  <p>Put them together. Make a number sentence. $2 + 4 = 6$</p> <p>Do this at least 12 times. You may change it as horizontal or vertical writing.</p> <p>Do it on scrap paper or a whiteboard, or in a notebook.</p>
<p>Try a new chore!</p> <ul style="list-style-type: none"> *Make your bed *Wash the dishes *Load the dishwasher *Fold the laundry—match socks *Sort the laundry *Vacuum *Dust *Sweep with a real broom—dust pan *Yardwork 	<p>Writing Sentences Complete the following sentence starters:</p> <p>The boy is _____</p> <p>I like the _____</p> <p>Do you play _____?</p> <p>Have you been to _____?</p> <p>I like to eat _____</p> 	<p>Breaking Apart Words</p>  <p>Click and watch the video!</p> <p>Practice some at home! Example: cat = /c/ /a/ /t/ Pig = /p/ /i/ /g/ Hop = /h/ /o/ /p/ Bun = /b/ /u/ /n/ Lad = /l/ /a/ /d/</p>
<p>Write the numbers 1-50 *Write the numbers in order. *Say a number and have your child write that number. *Try numbers out of order! *Start from any number and write the next</p>  <p>Some CAN write the numbers quite well but when we don't practice them we can really tell!</p>	<p>Drawing Shapes What can you make with shapes? Put shapes together to make something new!</p>  <p>Shapes to draw: square, circle, triangle, rectangle, rhombus, oval, hexagon, pentagon, or trapezoid</p>	<p>Create Look around the house, garage or recycle bin. Do you see boxes, tubes, cans, containers? What can you make?</p> <p>Work on making something—anything! Take a picture and send it to your teacher.</p> <p>HAVE FUN and work together!</p> 