



# SAM ROTOLO MIDDLE SCH

1501 S RADDANT RD BATAVIA, IL 60510 8366 (630) 937-8700

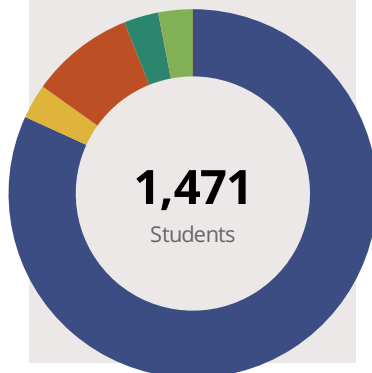
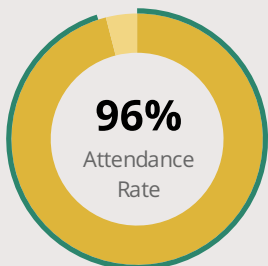
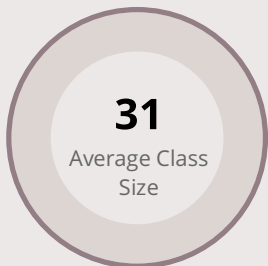
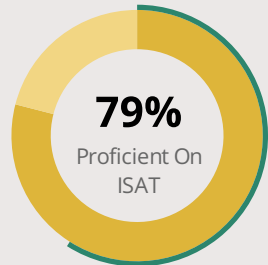
Grades: 6-8

District: BATAVIA USD 101

Principal: Mr.Stephen Maciejewski

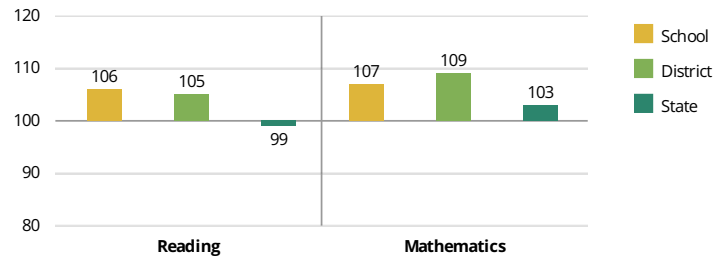
Superintendent: Dr.Lisa Hichens

## FAST FACTS



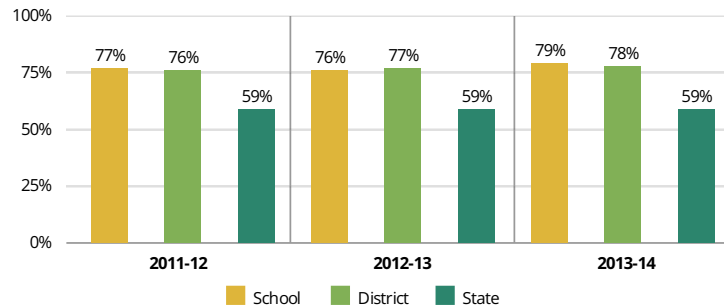
## Academic Growth

To measure the amount of academic growth a school's students demonstrate, Illinois compares students' performance on the ISAT from one year to the next. Scores over 100 indicate that students are improving relative to their grade level, for example by moving from Below Standards to Meets Standards.



## Academic Success

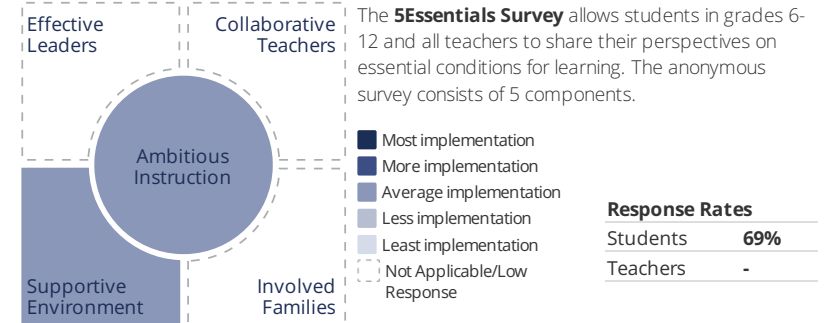
The percentage of students who meet or exceed standards on the Illinois Standards Achievement Test (ISAT).



## Student Characteristics

White	81%	Low Income	13%
Black	3%	English Learners	2%
Hispanic	9%	With Disabilities	10%
Asian	3%	Homeless	1%
American Indian	0%		
Two or More Races	3%		
Pacific Islander	0%		

## School Environment



### Response Rates

Students	69%
Teachers	-

### Effective Leaders

Do principals and teachers implement a shared vision for success?

### Collaborative Teachers

Do teachers collaborate to promote professional growth?

### Average Ambitious Instruction

Are the classes challenging and engaging?

### Average Supportive Environment

Is the school safe, demanding, and supportive?

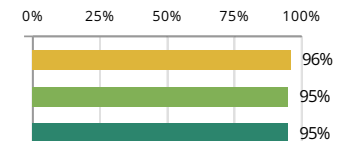
### Involved Families

Does the entire staff build strong external relationships?

## Student Attendance and Mobility

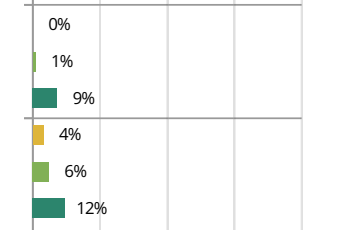
### Attendance Rate

Rate at which students are present, not including excused or unexcused absences



### Chronic Truancy Rate

Percentage of students who have been absent without valid reasons for 5% or more of regular school days



### Student Mobility

Percentage of students who transfer in or out of the school during the school year, not including graduates

School District State



# SAM ROTOLO MIDDLE SCH

## School Highlights

### Academic Courses

In addition to the Core Content Areas with advanced coursework in Literacy and Math, RMS offers a variety of Exploratory selections including: Home Drama, Debate, Web Design, Advanced Computer Applications, Automation and Robotics, Design and Modeling, Drama, Shop, Instrumental Music, and others. RMS is a Nationally Recognized "School to Watch."

### Physical Education, Heath and Wellness

Foods, Health Education Courses

### Other Programs and Activities

Student Council, Art, Newspaper, Yearbook, Computer, Robotics, Anime, Ecology, Foods, Service, Multiple Choral and Instrumental, Bicycle, Games, Ski, Tennis, Transition Evenings, Parent Advisory Council, Rachel's Challenge, Environmental, Math, Battle of the Books, Mathletes, IMSA Fusion

### School Awards

Multiple National Board Certified Teachers, Association of Illinois Middle School Demonstration Site, National Forum Schools to Watch Redesignation II, Illinois Math League 2013 7th Grade Regional winner, Math Counts Silver Level School 2010, 2011; 2012 IESA Boys and Girls Class 3A Champion

### Career Development Courses and Programs

### Athletics

Athletics is available for 7th and 8th graders. 6th graders participate in Cross-County and Wrestling. DOUBLE sports are offered in many area. RMS stresses participation and involvement with a focus on the development needs of the students. RMS shares facilities and supports athletics with the Park District and other community organizations.

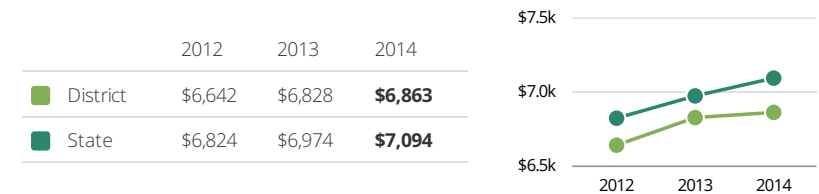
### School Personnel Resources

English as a Second Language Teacher, Librarian/Media Specialist, Paraprofessional, Reading Teacher, School Guidance Counselor, School Psychologist, School Social Worker, Special Education Teacher, Speech Language Pathologist-non teaching, Student Dean

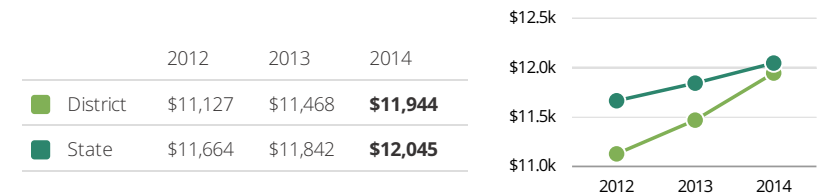
### Facilities

## District Finance

**Instructional Spending per Pupil** includes only the activities directly dealing with the teaching of students or the interaction between teachers and students.



**Operational Spending per Pupil** includes all costs for overall operations in this school's district, including Instructional Spending, but excluding summer school, adult education, capital expenditures, and long-term debt payments.



## Educator Measures

In the last six years, **1 principal(s)** have led this school. In the last three years, an average of **90% of teachers** return to this school from one year to the next.

Measures of teacher attendance and proficiency will be added to this report in 2015.

## FOR MORE INFORMATION

Visit [IllinoisReportCard.com](http://IllinoisReportCard.com) to see additional details about each item of information for this school. There you will find charts spanning multiple years, detailed explanations, resources, more of the school's programs and activities, and powerful tools that let you dig deeper into data.

Most of this data has been collected by ISBE from school districts through data systems. Some information, such as the School Highlights, is entered directly by principals and can be updated throughout the year.