



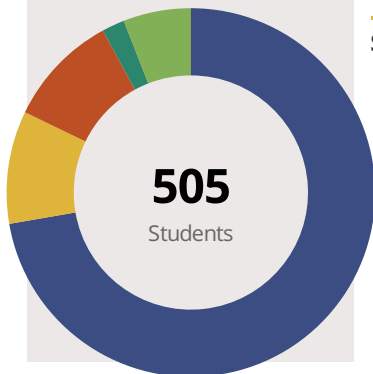
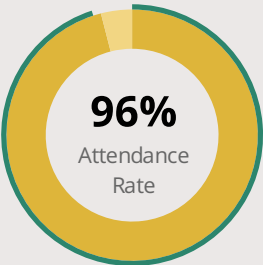
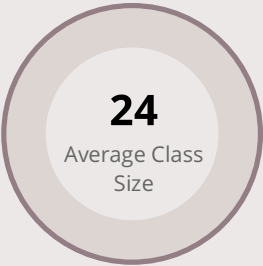
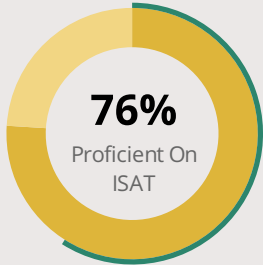
# J B NELSON ELEM SCHOOL

334 WILLIAM WOOD LN BATAVIA, IL 60510 2762 (630) 937-8400

Grades: K-5  
District: BATAVIA USD 101

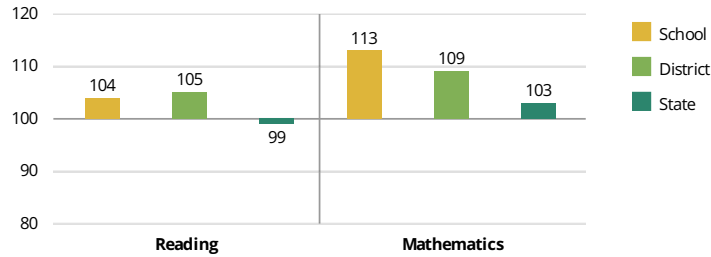
Principal: Ms.Nicole Prentiss  
Superintendent: Dr.Lisa Hichens

## FAST FACTS



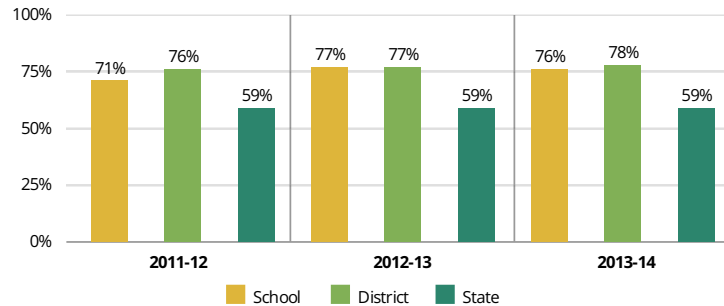
## Academic Growth

To measure the amount of academic growth a school's students demonstrate, Illinois compares students' performance on the ISAT from one year to the next. Scores over 100 indicate that students are improving relative to their grade level, for example by moving from Below Standards to Meets Standards.



## Academic Success

The percentage of students who meet or exceed standards on the Illinois Standards Achievement Test (ISAT).

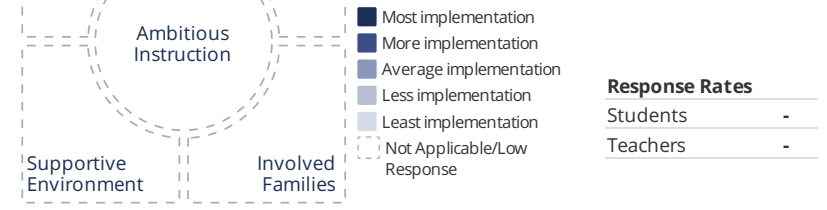


## Student Characteristics

White	73%	Low Income	17%
Black	10%	English Learners	3%
Hispanic	10%	With Disabilities	17%
Asian	2%	Homeless	2%
American Indian	0%		
Two or More Races	6%		
Pacific Islander	0%		

## School Environment

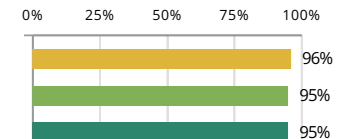
The **5Essentials Survey** allows students in grades 6-12 and all teachers to share their perspectives on essential conditions for learning. The anonymous survey consists of 5 components.



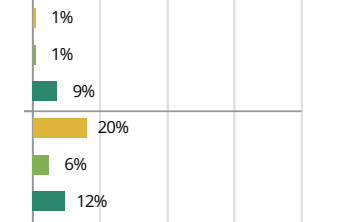
- Effective Leaders**  
Do principals and teachers implement a shared vision for success?
- Collaborative Teachers**  
Do teachers collaborate to promote professional growth?
- Ambitious Instruction**  
Are the classes challenging and engaging?
- Supportive Environment**  
Is the school safe, demanding, and supportive?
- Involved Families**  
Does the entire staff build strong external relationships?

## Student Attendance and Mobility

**Attendance Rate**  
Rate at which students are present, not including excused or unexcused absences



**Chronic Truancy Rate**  
Percentage of students who have been absent without valid reasons for 5% or more of regular school days



**Student Mobility**  
Percentage of students who transfer in or out of the school during the school year, not including graduates





# J B NELSON ELEM SCHOOL

## School Highlights

### Academic Courses

Band, Choir, Orchestra

### Career Development Courses and Programs

### Physical Education, Health and Wellness

All students in grades first through fifth grade participate in physical education classes on a weekly basis. Kindergarten students have access to PE once a week for one of their three trimesters. At JB Nelson, our PE teacher also has an adaptive PE endorsement and collaborates with our Occupational Therapist to offer this to our students.

### Athletics

### Other Programs and Activities

After School Care, Art Club, Battle of the Books, Before School Care, Boy Scouts, Family Nights, Girl Scouts, JB Nelson is a "Watch D.O.G.S." school, Student Council/Government, Wellness class

### School Personnel Resources

Librarian/Media Specialist, Paraprofessional, School Psychologist, School Social Worker, Special Education Teacher, Speech Language Pathologist-non teaching

### School Awards

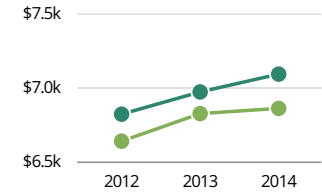
Silver Level Recipient for School-wide PBIS implementation

### Facilities

## District Finance

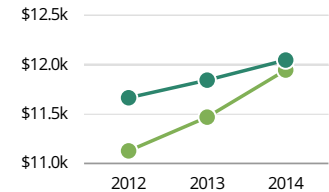
**Instructional Spending per Pupil** includes only the activities directly dealing with the teaching of students or the interaction between teachers and students.

	2012	2013	2014
District	\$6,642	\$6,828	<b>\$6,863</b>
State	\$6,824	\$6,974	<b>\$7,094</b>



**Operational Spending per Pupil** includes all costs for overall operations in this school's district, including Instructional Spending, but excluding summer school, adult education, capital expenditures, and long-term debt payments.

	2012	2013	2014
District	\$11,127	\$11,468	<b>\$11,944</b>
State	\$11,664	\$11,842	<b>\$12,045</b>



## Educator Measures

In the last six years, **2 principal(s)** have led this school. In the last three years, an average of **84% of teachers** return to this school from one year to the next.

Measures of teacher attendance and proficiency will be added to this report in 2015.

## FOR MORE INFORMATION

Visit [IllinoisReportCard.com](http://IllinoisReportCard.com) to see additional details about each item of information for this school. There you will find charts spanning multiple years, detailed explanations, resources, more of the school's programs and activities, and powerful tools that let you dig deeper into data.

Most of this data has been collected by ISBE from school districts through data systems. Some information, such as the School Highlights, is entered directly by principals and can be updated throughout the year.