



# GRACE MCWAYNE ELEMENTARY SCHOOL

3501 HAPNER WAY BATAVIA, IL 60510 2678 (630) 937-8100

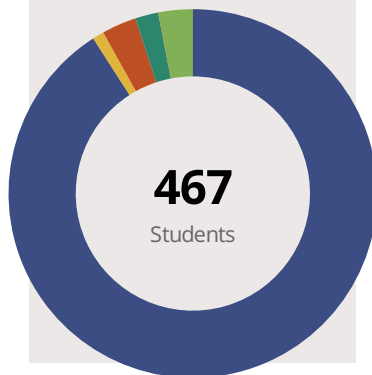
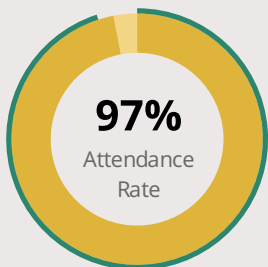
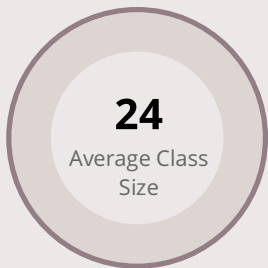
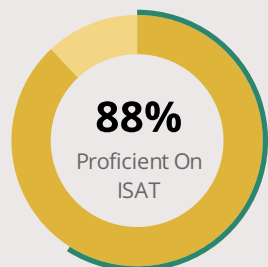
Grades: K-5

District: BATAVIA USD 101

Principal: Mr. Jeffrey Modaff

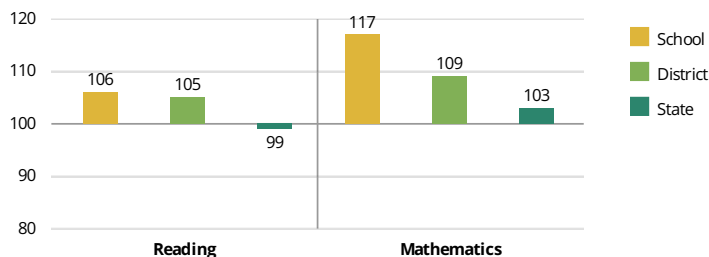
Superintendent: Dr. Lisa Hichens

## FAST FACTS



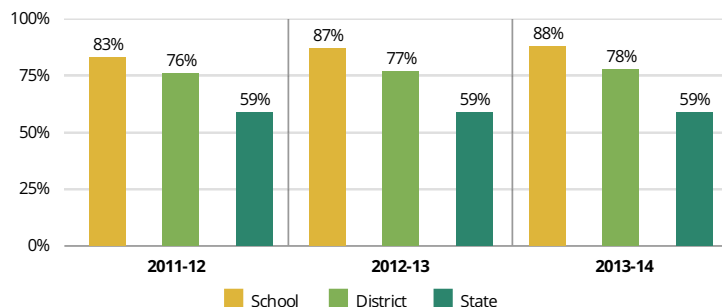
## Academic Growth

To measure the amount of academic growth a school's students demonstrate, Illinois compares students' performance on the ISAT from one year to the next. Scores over 100 indicate that students are improving relative to their grade level, for example by moving from Below Standards to Meets Standards.



## Academic Success

The percentage of students who meet or exceed standards on the Illinois Standards Achievement Test (ISAT).



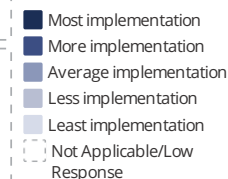
## Student Characteristics

White	90%	Low Income	3%
Black	1%	English Learners	1%
Hispanic	3%	With Disabilities	14%
Asian	2%	Homeless	0%
American Indian	0%		
Two or More Races	3%		
Pacific Islander	0%		

## School Environment



The **5Essentials Survey** allows students in grades 6-12 and all teachers to share their perspectives on essential conditions for learning. The anonymous survey consists of 5 components.



### Response Rates

Students	-
Teachers	-

### Effective Leaders

Do principals and teachers implement a shared vision for success?

### Collaborative Teachers

Do teachers collaborate to promote professional growth?

### Ambitious Instruction

Are the classes challenging and engaging?

### Supportive Environment

Is the school safe, demanding, and supportive?

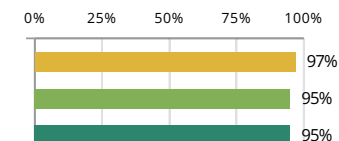
### Involved Families

Does the entire staff build strong external relationships?

## Student Attendance and Mobility

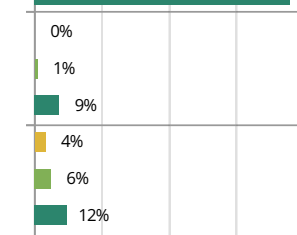
### Attendance Rate

Rate at which students are present, not including excused or unexcused absences



### Chronic Truancy Rate

Percentage of students who have been absent without valid reasons for 5% or more of regular school days



### Student Mobility

Percentage of students who transfer in or out of the school during the school year, not including graduates





# GRACE MCWAYNE ELEMENTARY SCHOOL

## School Highlights

### Academic Courses

Band, Choir, Orchestra

### Career Development Courses and Programs

### Physical Education, Health and Wellness

Walking Club, Wellness

### Athletics

### Other Programs and Activities

After School Care, Battle of the Books, Before School Care, Chess Club, Family Nights, Parent Associations, Student Council/Government, Technology Club

### School Personnel Resources

Librarian/Media Specialist, Paraprofessional, School Psychologist, School Social Worker, Special Education Teacher, Speech Language Pathologist-non teaching

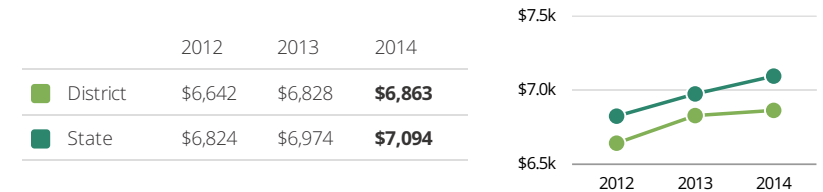
### School Awards

PBIS Emerging Level Recipient

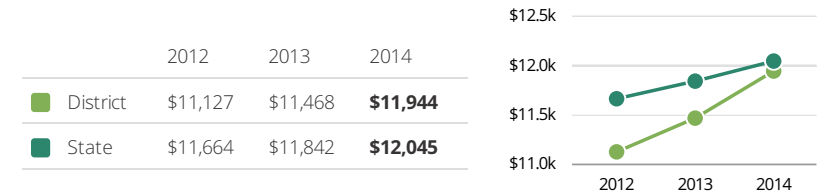
### Facilities

## District Finance

**Instructional Spending per Pupil** includes only the activities directly dealing with the teaching of students or the interaction between teachers and students.



**Operational Spending per Pupil** includes all costs for overall operations in this school's district, including Instructional Spending, but excluding summer school, adult education, capital expenditures, and long-term debt payments.



## Educator Measures

In the last six years, **2 principal(s)** have led this school. In the last three years, an average of **84% of teachers** return to this school from one year to the next.

Measures of teacher attendance and proficiency will be added to this report in 2015.

## FOR MORE INFORMATION

Visit [IllinoisReportCard.com](http://IllinoisReportCard.com) to see additional details about each item of information for this school. There you will find charts spanning multiple years, detailed explanations, resources, more of the school's programs and activities, and powerful tools that let you dig deeper into data.

Most of this data has been collected by ISBE from school districts through data systems. Some information, such as the School Highlights, is entered directly by principals and can be updated throughout the year.