



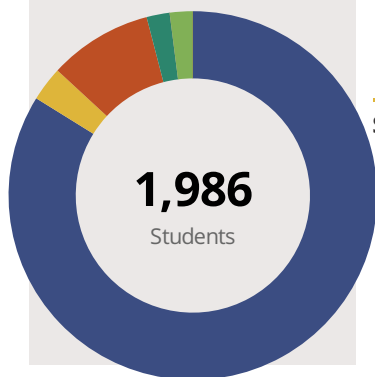
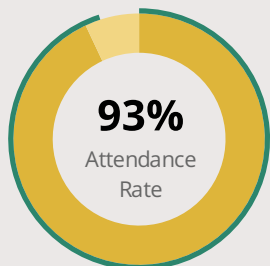
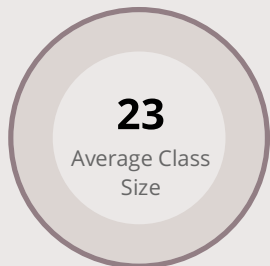
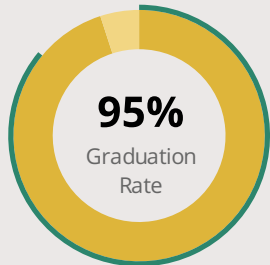
BATAVIA SR HIGH SCHOOL

1201 MAIN ST BATAVIA, IL 60510 1607 (630) 937-8600

Grades: 9-12
District: BATAVIA USD 101

Principal: Mrs.JoAnne Smith
Superintendent: Dr.Lisa Hichens

FAST FACTS



College Readiness

Graduation Rate

Percentage of students who graduate within 4 years



Post-Secondary Enrollment

Percentage of students who enroll at colleges and universities



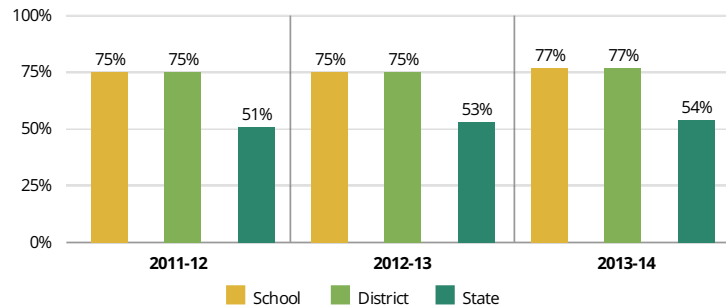
Ready for College Coursework

Percentage of students who meet or exceed ACT college readiness benchmarks



Academic Success

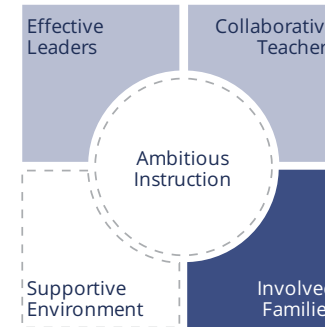
The percentage of students who meet or exceed standards on the Prairie State Achievement Exam (PSAE).



Student Characteristics

White	83%	Low Income	11%
Black	3%	English Learners	1%
Hispanic	9%	With Disabilities	13%
Asian	2%	Homeless	1%
American Indian	0%		
Two or More Races	2%		
Pacific Islander	0%		

School Environment



The **5Essentials Survey** allows students in grades 6-12 and all teachers to share their perspectives on essential conditions for learning. The anonymous survey consists of 5 components.

- Most implementation
- More implementation
- Average implementation
- Less implementation
- Least implementation
- Not Applicable/Low Response

Response Rates

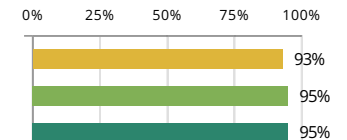
Students	-
Teachers	65%

- Less Effective Leaders**
Do principals and teachers implement a shared vision for success?
- Less Collaborative Teachers**
Do teachers collaborate to promote professional growth?
- Ambitious Instruction**
Are the classes challenging and engaging?
- Supportive Environment**
Is the school safe, demanding, and supportive?
- More Involved Families**
Does the entire staff build strong external relationships?

Student Attendance and Mobility

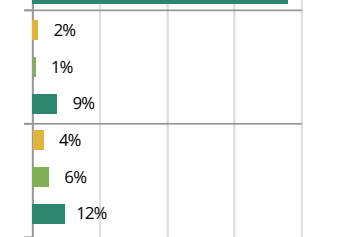
Attendance Rate

Rate at which students are present, not including excused or unexcused absences



Chronic Truancy Rate

Percentage of students who have been absent without valid reasons for 5% or more of regular school days



Student Mobility

Percentage of students who transfer in or out of the school during the school year, not including graduates





BATAVIA SR HIGH SCHOOL

School Highlights

Academic Courses

Batavia High School is a comprehensive high school. We offer a wide variety of electives, Advanced Placement, and dual credit courses. Batavia High School encourages students to challenge themselves academically and in their community. BHS was named to the AP Honor Roll for the 13-14 school year for our continued dedication to excellence.

Physical Education, Health and Wellness

Health Education Courses, Weight Lifting/Toning

Other Programs and Activities

Art Club, Auditorium Tech Crew, Chamber Orchestra, Colorguard, Concert Band, Concert Choir, Debate Team, Drama/Theatre, Drumline, Environmental Club, I Heart Art Invitational Art Show, International Club, Jazz Band, Language Clubs, Literary Festival, Madrigals, Marching Band, Math Club, Mock Trial, Musical, National Art Honors Society, National English Honor Society, National French Honor Society, National Honor Society, National Spanish Honor Society, Newspaper, One-Act Plays, Showchoir, Stu...

School Awards

Advanced Placement Honor Roll Grammy Award Winner
State Football Championship

Career Development Courses and Programs

Accounting II, Accounting I, Business Law, Child Care Lab, Child Development and Parenting, Civil Engineering & Architecture (PLTW), Computer Operations and Programming I, Construction Trades I, Cooperative Education, Culinary Arts I, Culinary Arts II, Drafting, Family and Career Relationships, Fire Science, Graphic Communications I, Graphic Communications II, Hospitality and Catering, Introduction to Engineering Design (PLTW), Parenting, Principles of Engineering (PLTW), Production Technolo...

Athletics

Boy's Baseball, Boy's Basketball, Boy's Cross Country, Boy's Football, Boy's Golf, Boy's Lacrosse, Boy's Soccer, Boy's Swimming & Diving, Boy's Tennis, Boy's Track & Field, Boy's Volleyball, Boy's Wrestling, Color Guard, Girl's Basketball, Girl's Competitive Cheerleading, Girl's Competitive Dance, Girl's Cross Country, Girl's Golf, Girl's Gymnastics, Girl's Soccer, Girl's Softball, Girl's Swimming & Diving, Girl's Tennis, Girl's Track & Field, Girl's Volleyball

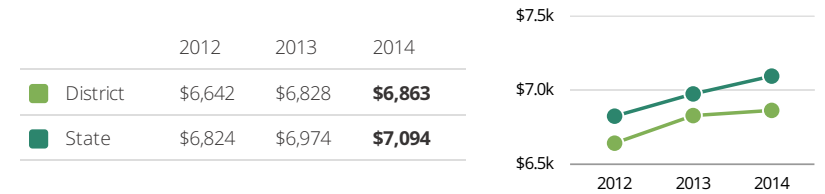
School Personnel Resources

English as a Second Language Teacher, Librarian/Media Specialist, Paraprofessional, Reading Specialist, School Guidance Counselor, School Psychologist, School Social Worker, Special Education Teacher, Speech Language Pathologist-non teaching, Student Dean

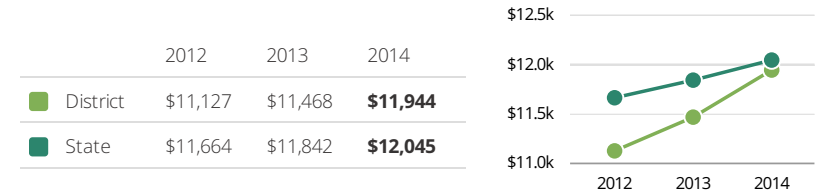
Facilities

District Finance

Instructional Spending per Pupil includes only the activities directly dealing with the teaching of students or the interaction between teachers and students.



Operational Spending per Pupil includes all costs for overall operations in this school's district, including Instructional Spending, but excluding summer school, adult education, capital expenditures, and long-term debt payments.



Educator Measures

In the last six years, **3 principal(s)** have led this school. In the last three years, an average of **91% of teachers** return to this school from one year to the next.

Measures of teacher attendance and proficiency will be added to this report in 2015.

FOR MORE INFORMATION

Visit IllinoisReportCard.com to see additional details about each item of information for this school. There you will find charts spanning multiple years, detailed explanations, resources, more of the school's programs and activities, and powerful tools that let you dig deeper into data.

Most of this data has been collected by ISBE from school districts through data systems. Some information, such as the School Highlights, is entered directly by principals and can be updated throughout the year.